

School District  
2018-2019 Estimate of Needs  
and  
Financial Statement of the Fiscal Year 2017-2018

Board of Education of Checotah Public Schools  
District No. I-19  
County of McIntosh  
State of Oklahoma

FILED

OCT 09 2018

State Auditor & Inspector

To the Excise Board of said County and State, Greetings:

Pursuant to the requirements of 68 O. S. 2001 Section 3002, we submit herewith, for your consideration the within statement of the financial condition of the Board of Education of Checotah Public Schools, District No. I-19, County of McIntosh, State of Oklahoma for the fiscal year beginning July 1, 2018, and ending June 30, 2019, together with an itemized statement of the estimated Income and Probable Needs of said School District for the ensuing fiscal year. We have separately prepared, executed and submit Financial Statements for the Fiscal Year so terminated, and Estimate of Requirements for the ensuing Fiscal Year, for such Sinking Fund, if any, as pertains to this District for the Bond, Coupon, and Judgment indebtedness, if any, outstanding and unpaid as of June 30, 2019, and also for the Sinking Fund of any disorganized District whose area or the major portion thereof is now embraced within the boundaries of this District; and this Certificate is as applicable thereto as if fully embodied therein. The same have been prepared in conformity with Statute.


Two copies of this Financial Statement and Estimate of Needs should be filed with the County Clerk not later than September 30 for all School Districts. One complete signed copy must be sent to the State Auditor and Inspector, 2300 N. Lincoln Blvd Room 100, Oklahoma City, OK 73105-4801 and one copy will be retained by the County Clerk. If publication may not be had by date required for filing, affidavit and proof of publication are required to be attached within five days after date of filing.


Prepared by: Angel, Johnston & Blasingame, P.C.

Submitted to the McIntosh County Excise Board

This 10<sup>th</sup> Day of September, 2018

School Board Member's Signatures

Chairman: 

Clerk: 

Member: \_\_\_\_\_

Member: 

Member: \_\_\_\_\_

Member: \_\_\_\_\_

Member: \_\_\_\_\_

Member: \_\_\_\_\_

Member: 

Member: \_\_\_\_\_

Treasurer: 

Affidavit of Publication

State of Oklahoma, County of McIntosh

I, Chris Brown, the undersigned duly qualified and acting Clerk of the Board of Education of Checotah Public Schools, School District No. I-19, County and State aforesaid, being first duly sworn according to law, hereby depose and say:

- 1. That I complied with 68 O. S. 2001 Section 3002, (both independent and dependent) by having the within Financial Statement and Estimate of Needs which was prepared at the time and in the manner provided by law, published as required by law, in a legally-qualified newspaper of general circulation in the district, there being no legally-qualified newspaper published in the school district, as evidenced by a copy of such published statement and estimate together with proof of publication thereof attached hereto marked Exhibit No. 1 and made a part hereof (strike inapplicable phrases).
- 2. That I complied with currently effective statutes, by having the Notice of Emergency Levy Election and the call for such Election on the date hereinbefore certified by the Governing Board, the Itemized Statements and the Itemized Estimate of the amount necessary for the ensuing fiscal year requiring such emergency levy for the current expense purposes as prepared by the Board of Education duly published or posted, as the case may be, in full compliance with law for this class of school district, and as provided by law duly made public in the manner and at the time provided by law, for this class of district and in all respects according to law, in relation to said election on such emergency levy as hereinbefore certified by said Governing Board.
- 3. That I complied with the statute by having published or posted (if required for this class of district) the notice of local support levy election, and the call for such election on the date hereinbefore certified by the Board of Education. That the Estimate of Needs as prepared by the Board of Education required such local support levy in addition to other tax levies, to fully meet the current expense purposes of the school district for the ensuing year.
- 4. That in conformity to resolution by said Board of Education, I caused Notice of Building Fund Levy Election under the provisions of Article 10, Section 10, Oklahoma Constitution, and the Call of such Election on the date hereinbefore certified by the Governing Board, together with Itemized Statements and an Estimate of the amount necessary for the ensuing fiscal year requiring such levy for the purpose of erecting, remodeling or repairing school buildings, and for purchasing school furniture, in said District, published or posted to contain such Notice and Call, fixing the number of voting places and particularly describing each and every such place or places, and fixing the day on which such election should be had after the expiration of such notice, duly published or posted as is required by law for this class of district.

[Signature]  
Clerk, Board of Education

Subscribed and sworn to before me this 10<sup>th</sup> day of September, 2018.

[Signature]  
Notary Public

July 11, 2020  
My Commission Expires

[Signature]  
Secretary and Clerk of Excise Board  
McIntosh County, Oklahoma





COUNTY OF MCINTOSH )  
 )  
STATE OF OKLAHOMA )

IN THE DISTRICT COURT

NO. Estimate of Needs

**AFFIDAVIT OF PUBLICATION**  
**COOKSON HILLS PUBLISHERS, INC.**  
dba The Indian Journal, McIntosh County Democrat  
109 S. Main, Eufaula, OK 74432  
(918) 689-2191

I, Daphanie Hutton, of lawful age, being duly sworn upon oath, deposes and says that I am the authorized representative of Cookson Hills Publishers, Inc., Publisher of the McIntosh County Democrat newspaper, a weekly publication that is a "legal newspaper" as that phrase is defined in 25 O.S. § 106, as amended to date, for the City of Eufaula, for the County of McIntosh, in the State of Oklahoma. The attachment hereto contains a true and correct copy of what was published in the regular edition of said newspaper, and not in a supplement, in consecutive issues on the following dates:

**Shown exactly as published in  
Newspaper**

**SEE ATTACHED**

**PUBLICATION DATES:**

September 13, 2018

  
Signed and sworn to before me on this 13<sup>th</sup> day of  
September, 2018.

  
Notary Public

My Commission expires:  
Commission #

Publication Fee \$ 223.24

160 words; 16 tabular lines; 3 column(s)

     insertions

STATEMENT OF FINANCIAL CONDITION AS OF JUNE 30, 2018		STATEMENT OF FINANCIAL CONDITION GENERAL FUND DETAIL		BUILDING FUND DETAIL		CO-OP FUND DETAIL		NUTRITION FUND DETAIL	
<b>ASSETS:</b>									
Cash Balance June 30, 2018		\$	2,372,883.45	\$	895,649.82	\$	0.00	\$	0.00
Investments		\$	0.00	\$	0.00	\$	0.00	\$	0.00
<b>TOTAL ASSETS</b>		\$	2,372,883.45	\$	895,649.82	\$	0.00	\$	0.00
<b>LIABILITIES AND RESERVES:</b>									
Warrants Outstanding		\$	602,461.39	\$	26,099.79	\$	0.00	\$	0.00
Reserves From Schedule 7		\$	30,370.23	\$	23,338.00	\$	0.00	\$	0.00
<b>TOTAL LIABILITIES AND RESERVES</b>		\$	632,831.64	\$	49,437.79	\$	0.00	\$	0.00
<b>CASH FUND BALANCE (Deficit) JUNE 30, 2018</b>		\$	1,740,051.81	\$	846,212.03	\$	0.00	\$	0.00

GENERAL FUND		ESTIMATED NEEDS FOR FISCAL YEAR ENDING JUNE 30, 2019		SINKING FUND BALANCE SHEET	
Current Expense	\$ 12,673,827.03			1. Cash Balance on Hand June 30, 2018	\$ 73,914.45
Reserve for Int. on Warrants & Revaluation	\$ 0.00			2. Legal Investments Properly Maturing	\$ 0.00
<b>Total Required</b>	\$ 12,673,827.03			3. Judgments Paid To Recover By Tax Levy	\$ 0.00
<b>FINANCED:</b>				4. Total Liquid Assets	\$ 73,914.45
Cash Fund Balance	\$ 1,740,051.81			Deduct Matured Indebtedness:	
Estimated Miscellaneous Revenue	\$ 8,833,811.17			5. a. Past-Due Coupons	\$ 0.00
Total Deductions	\$ 10,573,862.98			6. b. Interest Accrued Thereon	\$ 0.00
Balance to Raise from Ad Valorem Tax	\$ 2,069,984.07			7. c. Past-Due Bonds	\$ 0.00
<b>ESTIMATED MISCELLANEOUS REVENUE:</b>				8. d. Interest Thereon after Last Coupon	\$ 0.00
1000 Other District Sources of Revenue	\$ 0.00			9. e. Fiscal Agency Commissions on Above	\$ 0.00
2100 County 4 Mill Ad Valorem Tax	\$ 224,500.00			10. f. Judgments and Int. Levied for Unpaid	\$ 0.00
2200 County Apportionment (Mortgage Tax)	\$ 28,000.00			11. Total Items a. Through f.	\$ 0.00
2300 Resale of Property Fund Distribution	\$ 0.00			12. Balance of Assets Subject to Accrual	\$ 73,914.45
2900 Other Intermediate Sources of Revenue	\$ 0.00			Deduct Accrual Reserve if Assets Sufficient:	
3110 Gross Production Tax	\$ 10,500.00			13. g. Earned Unmatured Interest	\$ 1,527.50
3120 Motor Vehicle Collections	\$ 501,000.00			14. h. Accrual on Past Coupons	\$ 0.00
3130 Rural Electric Cooperative Tax	\$ 200,000.00			15. i. Accrued on Unmatured Bonds	\$ 0.00
3140 State School Land Earnings	\$ 203,000.00			16. Total Items g. Through i.	\$ 1,527.50
3150 Vehicle Tax Stamps	\$ 0.00			17. Excess of Assets Over Accrual Reserves ** (Page 2)	\$ 72,386.95
3160 Farm Implement Tax Stamps	\$ 0.00			<b>SINKING FUND REQUIREMENTS FOR 2018-2019</b>	
3170 Trailers and Mobile Homes	\$ 0.00			1. Interest Earnings on Bonds	\$ 61,889.17
3190 Other Dedicated Revenue	\$ 0.00			2. Accrual on Unmatured Bonds	\$ 1,410,000.00
3200 State Aid - General Operations	\$ 6,054,737.00			3. Annual Accrual on "Prepaid" Judgments	\$ 0.00
3300 State Aid - Competitive Grants	\$ 0.00			4. Annual Accrual on Unpaid Judgments	\$ 0.00
3400 State - Categorical	\$ 67,117.36			5. Interest on Unpaid Judgments	\$ 0.00
3500 Special Programs	\$ 0.00			6. PARTICIPATING CONTRIBUTIONS (Annexations)	\$ 0.00
3600 Other State Sources of Revenue	\$ 0.00			7. For Credit to School Dist. No.	\$ 0.00
3700 Child Nutrition Program	\$ 0.00			8. For Credit to School Dist. No.	\$ 0.00
3800 State Vocational Programs	\$ 80,154.00			9. For Credit to School Dist. No.	\$ 0.00
4100 Capital Outlay	\$ 125,000.00			10. For Credit to School Dist. No.	\$ 0.00
4200 Disadvantaged Students	\$ 482,782.81			11. Annual Accrual From Exhibit KK	\$ 0.00
4300 Individuals With Disabilities	\$ 300,000.00			Total Sinking Fund Requirements	\$ 1,471,059.17
4400 Minority	\$ 0.00			Deduct:	
4500 Operations	\$ 0.00			1. Excess of Assets over Liabilities (if not a deficit)	\$ 72,386.95
4600 Other Federal Sources of Revenue	\$ 0.00			2. Contributions From Other Districts	\$ 0.00
4700 Child Nutrition Programs	\$ 337,000.00			Balance To Raise	\$ 1,398,702.22
4800 Federal Vocational Education	\$ 0.00				
5000 Non-Revenue Receipts	\$ 0.00				
<b>Total Estimated Revenue</b>	\$ 8,833,811.17				

		SINKING FUND		BUILDING FUND	
13d. j. Unmatured Coupons Due Before 4-1-2019	\$ 0.00			Current Expense	\$ 1,146,206.91
14d. k. Unmatured Bonds So Due	\$ 0.00			Reserve for Int. on Warrants & Revaluation	\$ 0.00
15d. l. Whatever Remains is for Exhibit KK Line H.	\$ 0.00			<b>Total Required</b>	\$ 1,146,206.91
16d. Deficit as Shown on Sinking Fund Balance Sheet	\$ 0.00			<b>FINANCED:</b>	
17d. Less Cash Requirements for Current Fiscal Year in Excess of Cash on H	\$ 0.00			Cash Fund Balance	\$ 846,212.03
18d. Remaining Deficit is for Exhibit KK Line F.	\$ 0.00			Estimated Miscellaneous Revenue	\$ 0.00
				<b>Total Deductions</b>	\$ 846,212.03
				Balance to Raise from Ad Valorem Tax	\$ 299,994.88

		CO-OP FUND		CHILD NUTRITION PROGRAMS FUND	
Current Expense	\$ 0.00			\$ 0.00	
Reserve for Int. on Warrants & Revaluation	\$ 0.00			\$ 0.00	
<b>Total Required</b>	\$ 0.00			\$ 0.00	
<b>FINANCED:</b>					
Cash Fund Balance	\$ 0.00			\$ 0.00	
Estimated Miscellaneous Revenue	\$ 0.00			\$ 0.00	
Total Deductions	\$ 0.00			\$ 0.00	
Balance	\$ 0.00			\$ 0.00	

S.A.&I. Form 2662R1.1.9 Entity: Choctaw Public Schools 1-19, McIntosh County

See Accountant's Compilation Report

24-Aug-2018

Estimate of Needs for Fiscal Year Ending June 30, 2019  
 Public Schools, School District No. . County, Oklahoma

**CERTIFICATE - GOVERNING BOARD.**

STATE OF OKLAHOMA, COUNTY OF MCINTOSH, ss:  
 We, the undersigned, duly elected, qualified and acting officers of the Board of Education of Choctaw Public Schools, School District No. 1-19, of said County and State, do hereby certify that at a meeting of the Governing Body of the said District begun at the time provided by law for districts of this class and pursuant to the provisions of 68 O.S. 2001 Section 3003, the foregoing statement was prepared and is a true and correct condition of the Financial Affairs of said District as reflected by the records of the District Clerk and Treasurer. We further certify that the foregoing estimate for current expenses for the fiscal year beginning July 1, 2018, and ending June 30, 2019, as shown are reasonably necessary for the proper conduct of the affairs of the said District, that the Estimated Income to be derived from sources other than ad valorem taxation does not exceed the lawfully authorized ratio of the revenue derived from the same sources during the preceding year.

*Dawnie Fourkhattis*  
 President of Board of Education

Independent Accountant's Compilation Report

To the Board of Education  
Checotah Public Schools  
District No. I-19, McIntosh County

Management is responsible for the accompanying 2017-2018 prescribed financial statements as of and for the fiscal year ended June 30, 2018, and the 2018-2019 Estimate of Needs (SA&I Form 2661R06) and Publication Sheet (SA&I Form 2662R06) for District No. I-19, McIntosh County, included in the accompanying prescribed form. We have performed a compilation engagement in accordance with Statements on Standards for Accounting and Review Services promulgated by the Accounting and Review Services Committee of the AICPA. We did not audit or review the prescribed financial statements, estimate of needs and publication sheet nor were we required to perform any procedures to verify the accuracy or completeness of the information provided by management. Accordingly, we do not express an opinion, a conclusion, nor provide any form of assurance on these prescribed financial statements.

The prescribed financial statements, estimate of needs and publication sheet forms are presented in accordance with the requirements prescribed by the Office of the Oklahoma State Auditor and Inspector per 68 OS § 3003.B., as defined by rules promulgated by the Oklahoma State Department of Education per 70 OS § 5-134.1.D., and are not intended to be a complete presentation of the School's assets and liabilities.

This report is intended solely for the information and use of the Oklahoma State Department of Education, the School District, McIntosh County Excise Board, and for filing with the State Auditor and Inspector and is not intended to be and should not be used by anyone other than these specified parties.

*Angel, Johnston & Blasingame, P.C.*

---

Angel, Johnston & Blasingame, P.C.

August 24, 2018

## Index Page

General.....	1
Building.....	7
Sinking Fund Bonds.....	13
Sinking Fund.....	17
Capital Project Total.....	23
Capital Project Individual.....	25
Exhibit Y.....	29
Exhibit Z.....	33

GENERAL FUND ACCOUNTS COVERING THE PERIOD JULY 1, 2017 TO JUNE 30, 2018  
ESTIMATE OF NEEDS FOR 2018-2019

EXHIBIT 'A'

Schedule 1: Current Balance Sheet for June 30, 2018		Amount
<b>ASSETS:</b>		
Cash Balances		\$2,372,883.45
Investments		\$0.00
<b>TOTAL ASSETS</b>		<b>\$2,372,883.45</b>
<b>LIABILITIES AND RESERVES:</b>		
Warrants Outstanding		\$602,461.39
Reserve for Interest on Warrants		\$0.00
Reserves From Schedule 8		\$30,370.25
<b>TOTAL LIABILITIES AND RESERVES</b>		<b>\$632,831.64</b>
<b>CASH FUND BALANCE JUNE 30, 2018</b>		<b>\$1,740,051.81</b>
<b>TOTAL LIABILITIES, RESERVES AND CASH FUND BALANCE</b>		<b>\$2,372,883.45</b>

Schedule 2: Revenue and Requirements, 2017-2018		
REVENUE:	Estimated Budget	Actual Revenue & Expenditures
Revenues, Non-Revenue Receipts & Cash Balances (Schedule 6)	\$12,102,658.52	\$12,540,784.93
<b>LESS: REQUIREMENTS:</b>		
Expenditures (Schedule 8)	\$12,102,658.52	\$10,800,733.12
<b>CASH FUND BALANCE JUNE 30, 2018</b>	<b>\$0.00</b>	<b>\$1,740,051.81</b>

Schedule 3: General Fund Cash Accounts of Current and all Prior Years				
CURRENT AND ALL PRIOR YEARS	2017-18	2016-17	PRE-2016	Total
Cash Balance Reported to Excise Board 6-30-17	\$0.00	\$2,070,640.75	\$0.00	\$2,070,640.75
<b>REVENUES, NON-REVENUE RECEIPTS &amp; CASH BALANCE</b>				
Revenues/Non-Rev (Sch 6 Source Codes 1000 to 5999)	\$11,559,168.45	\$0.00	\$0.00	\$11,559,168.45
Cash Balances Transferred (Sch 6 Source Code 6110)	\$939,879.47	-\$939,879.47	\$0.00	\$0.00
Prior Year Lapsed Appopr (Sch 6 Source Code 6130)	\$40,873.14	-\$40,873.14	\$0.00	\$0.00
Estopped Warrants (Sch 6 Source Code 6140)	\$863.87	-\$863.87	\$0.00	\$0.00
Interfund Transfers (Sch 6 Source Code 6200)	\$0.00	\$0.00	\$0.00	\$0.00
<b>TOTAL REVENUES, NON-REVENUE RECEIPTS &amp; CASH BALANCE</b>	<b>\$12,540,784.93</b>	<b>-\$981,616.48</b>	<b>\$0.00</b>	<b>\$11,559,168.45</b>
Warrants Paid of Year in Caption	\$10,167,901.48	\$1,089,024.27	\$0.00	\$11,256,925.75
<b>TOTAL DISBURSEMENTS</b>	<b>\$10,167,901.48</b>	<b>\$1,089,024.27</b>	<b>\$0.00</b>	<b>\$11,256,925.75</b>
<b>CASH &amp; INVESTMENTS BALANCE JUNE 30, 2018</b>	<b>\$2,372,883.45</b>	<b>\$0.00</b>	<b>\$0.00</b>	<b>\$2,372,883.45</b>
Reserve for Warrants Outstanding (Schedule 4)	\$602,461.39	\$0.00	\$0.00	\$602,461.39
Reserve for Encumbrances (Schedule 8)	\$30,370.25	\$0.00	\$0.00	\$30,370.25
<b>TOTAL LIABILITIES AND RESERVE</b>	<b>\$632,831.64</b>	<b>\$0.00</b>	<b>\$0.00</b>	<b>\$632,831.64</b>
<b>DEFICIT:</b>	<b>\$0.00</b>	<b>\$0.00</b>	<b>\$0.00</b>	<b>\$0.00</b>
<b>CASH FUND BAL FORWARD TO SUCCEEDING YEAR</b>	<b>\$1,740,051.81</b>	<b>\$0.00</b>	<b>\$0.00</b>	<b>\$1,740,051.81</b>

Schedule 4: General Fund Warrant Accounts of Current and all Prior Years				
CURRENT AND ALL PRIOR YEARS	2017-18	2016-17	PRE-2016	Total
Warrants Outstanding 6-30 of Year in Caption	\$0.00	\$951,278.59	\$0.00	\$951,278.59
Warrants Registered During Year	\$10,770,362.87	\$138,609.55	\$0.00	\$10,908,972.42
<b>TOTAL</b>	<b>\$10,770,362.87</b>	<b>\$1,089,888.14</b>	<b>\$0.00</b>	<b>\$11,860,251.01</b>
Warrants Paid During Year	\$10,167,901.48	\$1,089,024.27	\$0.00	\$11,256,925.75
Warrants Covered to Bonds or Judgments	\$0.00	\$0.00	\$0.00	\$0.00
Warrants Estopped by Statute/Canceled	\$0.00	\$863.87	\$0.00	\$863.87
<b>TOTAL WARRANTS RETIRED</b>	<b>\$10,167,901.48</b>	<b>\$1,089,888.14</b>	<b>\$0.00</b>	<b>\$11,257,789.62</b>
<b>BALANCE WARRANTS OUTSTANDING JUNE 30, 2018</b>	<b>\$602,461.39</b>	<b>\$0.00</b>	<b>\$0.00</b>	<b>\$602,461.39</b>

Schedule 5: 2017 Ad Valorem Tax Account		
ACCOUNTS COVERING THE PERIOD JULY 1, 2017 TO JUNE 30, 2018	35.7 Mills	Amount
2017 Net Valuation Certified to County Excise Board		\$63,789,280.00
Total Proceeds of Levy as Certified		\$2,277,314.36
Additions:		\$0.00
Deductions:		\$0.00
<b>Gross Balance Tax</b>		<b>\$2,277,314.36</b>
Less Reserve for Delinquent Tax		\$207,028.58
Reserve for Protests Pending		\$0.00
<b>Balance Available Tax</b>		<b>\$2,070,285.78</b>
Deduct 2017 Tax Apportioned		\$2,144,281.29
<b>Net Balance 2017 Tax in Process of Collection</b>		<b>\$0.00</b>
<b>Excess Collections</b>		<b>\$73,995.51</b>

GENERAL FUND ACCOUNTS COVERING THE PERIOD JULY 1, 2017 TO JUNE 30, 2018  
ESTIMATE OF NEEDS FOR 2018-2019

EXHIBIT 'A'

Schedule 6: Revenue, Non-Revenue Receipts & Cash Balances		
SOURCE	2017-18 Account	
	AMOUNT ESTIMATED	ACTUALLY COLLECTED
<b>1000 DISTRICT SOURCES OF REVENUE:</b>		
1100 TAXES LEVIED/ASSESSED		
1110 Ad Valorem Tax Levy (Current Year)	\$2,070,285.78	\$2,144,281.29
1120 Ad Valorem Tax Levy (Prior Years)	\$0.00	\$128,142.08
1130 Revenue In Lieu Of Taxes	\$0.00	\$0.00
1140 Revenue From Local Governmental Units Other Than Leas	\$0.00	\$0.00
1190 Other Taxes	\$0.00	\$0.00
<b>TOTAL TAXES LEVIED/ASSESSED</b>	<b>\$2,070,285.78</b>	<b>\$2,272,423.37</b>
1200 Tuition & Fees	\$0.00	\$0.00
1300 Earnings on Investments and Bond Sales	\$0.00	\$2,205.77
1400 Rental, Disposals and Commissions	\$0.00	\$335.28
1500 Reimbursements	\$0.00	\$22,730.17
1600 Other Local Sources of Revenue	\$0.00	\$71,844.84
1700 Child Nutrition Programs	\$35,000.00	\$9,343.27
1800 Athletics	\$0.00	\$0.00
<b>TOTAL DISTRICT SOURCES OF REVENUE</b>	<b>\$2,105,285.78</b>	<b>\$2,378,882.70</b>
<b>2000 INTERMEDIATE SOURCES OF REVENUE:</b>		
2100 County 4 Mill Ad Valorem Tax	\$211,000.00	\$249,645.87
2200 County Apportionment (Mortgage Tax)	\$29,500.00	\$31,215.63
2300 Resale of Property Fund Distribution	\$0.00	\$0.00
2900 Other Intermediate Sources of Revenue	\$0.00	\$0.00
<b>TOTAL INTERMEDIATE SOURCES OF REVENUE</b>	<b>\$240,500.00</b>	<b>\$280,861.50</b>
<b>3000 STATE SOURCES OF REVENUE:</b>		
3100 STATE DEDICATED SOURCES OF REVENUE		
3110 Gross Production Tax	\$12,000.00	\$11,510.55
3120 Motor Vehicle Collections	\$560,000.00	\$557,162.82
3130 Rural Electric Cooperative Tax	\$190,000.00	\$222,267.95
3140 State School Land Earnings	\$211,000.00	\$225,652.47
3150 Vehicle Tax Stamps	\$0.00	\$1,674.50
3160 Farm Implement Tax Stamps	\$0.00	\$0.00
3170 Trailers and Mobile Homes	\$0.00	\$0.00
3190 Other Dedicated Revenue	\$0.00	\$0.00
<b>TOTAL STATE DEDICATED SOURCES OF REVENUE</b>	<b>\$973,000.00</b>	<b>\$1,018,268.29</b>
3200 STATE AID - NONCATEGORICAL		
3210 Foundation and Salary Incentive Aid	\$4,640,395.86	\$4,515,473.00
3220 Mid-Term Adjustment For Attendance	\$0.00	\$0.00
3230 Teacher Consultant Stipend	\$0.00	\$0.00
3240 Disaster Assistance	\$0.00	\$0.00
3250 Flexible Benefit Allowance	\$1,041,827.34	\$999,412.81
<b>TOTAL STATE AID - NONCATEGORICAL</b>	<b>\$5,682,223.20</b>	<b>\$5,514,885.81</b>
3300 State Aid - Competitive Grants - Categorical	\$20,000.00	\$26,244.97
3400 State - Categorical	\$0.00	\$23,642.16
3500 Special Programs	\$0.00	\$0.00
3600 Other State Sources of Revenue	\$0.00	\$105.72
3700 Child Nutrition Program	\$7,700.00	\$7,795.04
3800 State Vocational Programs - Multi-Source	\$83,676.00	\$80,154.00
<b>TOTAL STATE SOURCES OF REVENUE</b>	<b>\$6,766,599.20</b>	<b>\$6,671,095.99</b>
<b>4000 FEDERAL SOURCES OF REVENUE:</b>		
4100 Grants-In-Aid Direct From The Federal Government	\$125,605.00	\$175,344.55
4200 Disadvantaged Students	\$655,809.30	\$657,855.10
4300 Individuals With Disabilities	\$409,139.90	\$411,915.89
4400 No Child Left Behind	\$0.00	\$30,241.69
4500 Grants-In-Aid Passed Through Other State/Intermediate Sources	\$25,000.00	\$41,357.95
4600 Other Federal Sources Passed Through State Dept Of Education	\$219,880.87	\$194,553.08
4700 Child Nutrition Programs	\$584,000.00	\$617,757.29
4800 Federal Vocational Education	\$30,959.00	\$62,489.00
<b>TOTAL FEDERAL SOURCES OF REVENUE</b>	<b>\$2,050,394.07</b>	<b>\$2,191,514.55</b>
<b>5000 NON-REVENUE RECEIPTS:</b>		
	\$0.00	\$36,813.71
<b>TOTAL NON-REVENUE RECEIPTS</b>	<b>\$0.00</b>	<b>\$36,813.71</b>
<b>6000 BALANCE SHEET ACCOUNTS:</b>		
6100 CASH ACCOUNTS		
6110 Cash Forward	\$939,879.47	\$939,879.47
6130 Prior-Year Lapsed Appropriations (Schedule 6)	\$0.00	\$40,873.14
6140 Estopped Warrants by Statute	\$0.00	\$863.87
<b>TOTAL CASH ACCOUNTS</b>	<b>\$939,879.47</b>	<b>\$981,616.48</b>
6200 Interfund Transfers	\$0.00	\$0.00
<b>TOTAL BALANCE SHEET ACCOUNTS</b>	<b>\$939,879.47</b>	<b>\$981,616.48</b>
<b>GRAND TOTAL</b>	<b>\$12,102,658.52</b>	<b>\$12,540,784.93</b>



GENERAL FUND ACCOUNTS COVERING THE PERIOD JULY 1, 2017 TO JUNE 30, 2018  
ESTIMATE OF NEEDS FOR 2018-2019

EXHIBIT 'A'

Schedule 6: Revenue, Non-Revenue Receipts & Cash Balances (Continued)				
SOURCE	2017-18 Account	BASIS AND LIMIT OF ENSUING ESTIMATE	ESTIMATED BY GOVERNING BOARD	APPROVED BY EXCISE BOARD
	OVER/UNDER			
<b>1000 DISTRICT SOURCES OF REVENUE:</b>				
<b>1100 TAXES LEVIED/ASSESSED</b>				
1110 Ad Valorem Tax Levy (Current Year)	\$73,995.51	97.93%	\$2,099,964.07	\$2,099,964.07
1120 Ad Valorem Tax Levy (Prior Years)	\$128,142.08	0.00%	\$0.00	\$0.00
1130 Revenue In Lieu Of Taxes	\$0.00	0.00%	\$0.00	\$0.00
1140 Revenue From Local Governmental Units Other Than Leas	\$0.00	0.00%	\$0.00	\$0.00
1190 Other Taxes	\$0.00	0.00%	\$0.00	\$0.00
<b>TOTAL TAXES LEVIED/ASSESSED</b>	<b>\$202,137.59</b>		<b>\$2,099,964.07</b>	<b>\$2,099,964.07</b>
1200 Tuition & Fees	\$0.00	0.00%	\$0.00	\$0.00
1300 Earnings on Investments and Bond Sales	\$2,205.77	0.00%	\$0.00	\$0.00
1400 Rental, Disposals and Commissions	\$335.28	0.00%	\$0.00	\$0.00
1500 Reimbursements	\$22,730.17	0.00%	\$0.00	\$0.00
1600 Other Local Sources of Revenue	\$71,844.84	0.00%	\$0.00	\$0.00
1700 Child Nutrition Programs	-\$25,656.73	0.00%	\$0.00	\$0.00
1800 Athletics	\$0.00	0.00%	\$0.00	\$0.00
<b>TOTAL DISTRICT SOURCES OF REVENUE</b>	<b>\$273,596.92</b>		<b>\$2,099,964.07</b>	<b>\$2,099,964.07</b>
<b>2000 INTERMEDIATE SOURCES OF REVENUE:</b>				
2100 County 4 Mill Ad Valorem Tax	\$38,645.87	89.93%	\$224,500.00	\$224,500.00
2200 County Apportionment (Mortgage Tax)	\$1,715.63	89.70%	\$28,000.00	\$28,000.00
2300 Resale of Property Fund Distribution	\$0.00	0.00%	\$0.00	\$0.00
2900 Other Intermediate Sources of Revenue	\$0.00	0.00%	\$0.00	\$0.00
<b>TOTAL INTERMEDIATE SOURCES OF REVENUE</b>	<b>\$40,361.50</b>		<b>\$252,500.00</b>	<b>\$252,500.00</b>
<b>3000 STATE SOURCES OF REVENUE:</b>				
<b>3100 STATE DEDICATED SOURCES OF REVENUE:</b>				
3110 Gross Production Tax	-\$489.45	91.22%	\$10,500.00	\$10,500.00
3120 Motor Vehicle Collections	-\$2,837.18	89.92%	\$501,000.00	\$501,000.00
3130 Rural Electric Cooperative Tax	\$32,267.95	89.98%	\$200,000.00	\$200,000.00
3140 State School Land Earnings	\$14,652.47	89.96%	\$203,000.00	\$203,000.00
3150 Vehicle Tax Stamps	\$1,674.50	0.00%	\$0.00	\$0.00
3160 Farm Implement Tax Stamps	\$0.00	0.00%	\$0.00	\$0.00
3170 Trailers and Mobile Homes	\$0.00	0.00%	\$0.00	\$0.00
3190 Other Dedicated Revenue	\$0.00	0.00%	\$0.00	\$0.00
<b>TOTAL STATE DEDICATED SOURCES OF REVENUE</b>	<b>\$45,268.29</b>		<b>\$914,500.00</b>	<b>\$914,500.00</b>
<b>3200 STATE AID - NONCATEGORICAL</b>				
3210 Foundation and Salary Incentive Aid	-\$124,922.86	111.50%	\$5,034,772.00	\$5,034,772.00
3220 Mid-Term Adjustment For Attendance	\$0.00	0.00%	\$0.00	\$0.00
3230 Teacher Consultant Stipend	\$0.00	0.00%	\$0.00	\$0.00
3240 Disaster Assistance	\$0.00	0.00%	\$0.00	\$0.00
3250 Flexible Benefit Allowance	-\$42,414.53	102.06%	\$1,019,985.00	\$1,019,985.00
<b>TOTAL STATE AID - NONCATEGORICAL</b>	<b>-\$167,337.39</b>		<b>\$6,054,757.00</b>	<b>\$6,054,757.00</b>
3300 State Aid - Competitive Grants - Categorical	\$6,244.97	0.00%	\$0.00	\$0.00
3400 State - Categorical	\$23,642.16	283.89%	\$67,117.36	\$67,117.36
3500 Special Programs	\$0.00	0.00%	\$0.00	\$0.00
3600 Other State Sources of Revenue	\$105.72	0.00%	\$0.00	\$0.00
3700 Child Nutrition Program	\$95.04	0.00%	\$0.00	\$0.00
3800 State Vocational Programs - Multi-Source	-\$3,522.00	100.00%	\$80,154.00	\$80,154.00
<b>TOTAL STATE SOURCES OF REVENUE</b>	<b>-\$95,503.21</b>		<b>\$7,116,528.36</b>	<b>\$7,116,528.36</b>
<b>4000 FEDERAL SOURCES OF REVENUE:</b>				
4100 Grants-In-Aid Direct From The Federal Government	\$49,739.55	71.29%	\$125,000.00	\$125,000.00
4200 Disadvantaged Students	\$2,045.80	73.39%	\$482,782.81	\$482,782.81
4300 Individuals With Disabilities	\$2,775.99	72.83%	\$300,000.00	\$300,000.00
4400 No Child Left Behind	\$30,241.69	0.00%	\$0.00	\$0.00
4500 Grants-In-Aid Passed Through Other State/Intermediate Sources	\$16,357.95	0.00%	\$0.00	\$0.00
4600 Other Federal Sources Passed Through State Dept Of Education	-\$25,327.79	0.00%	\$0.00	\$0.00
4700 Child Nutrition Programs	\$33,757.29	90.16%	\$557,000.00	\$557,000.00
4800 Federal Vocational Education	\$31,530.00	0.00%	\$0.00	\$0.00
<b>TOTAL FEDERAL SOURCES OF REVENUE</b>	<b>\$141,120.48</b>		<b>\$1,464,782.81</b>	<b>\$1,464,782.81</b>
<b>5000 NON-REVENUE RECEIPTS:</b>				
<b>TOTAL NON-REVENUE RECEIPTS</b>	<b>\$36,813.71</b>	0.00%	<b>\$0.00</b>	<b>\$0.00</b>
<b>6000 BALANCE SHEET ACCOUNTS:</b>				
<b>6100 CASH ACCOUNTS</b>				
6110 Cash Forward	\$0.00	185.14%	\$1,740,051.81	\$1,740,051.81
6130 Prior-Year Lapsed Appropriations (Schedule 6)	\$40,873.14	0.00%	\$0.00	\$0.00
6140 Estopped Warrants by Statute	\$863.87	0.00%	\$0.00	\$0.00
<b>TOTAL CASH ACCOUNTS</b>	<b>\$41,737.01</b>		<b>\$1,740,051.81</b>	<b>\$1,740,051.81</b>
6200 Interfund Transfers	\$0.00	0.00%	\$0.00	\$0.00
<b>TOTAL BALANCE SHEET ACCOUNTS</b>	<b>\$41,737.01</b>		<b>\$1,740,051.81</b>	<b>\$1,740,051.81</b>
<b>GRAND TOTAL</b>	<b>\$438,126.41</b>		<b>\$12,673,827.05</b>	<b>\$12,673,827.05</b>

GENERAL FUND ACCOUNTS COVERING THE PERIOD JULY 1, 2017 TO JUNE 30, 2018  
ESTIMATE OF NEEDS FOR 2018-2019

EXHIBIT 'A'

Schedule 7: Report of Prior Year Warrants Issued From Reserves			
FISCAL YEAR ENDING JUNE 30, 2017			
	RESERVES 06-30-2017	WARRANTS ISSUED SINCE	BALANCE LAPSED
<b>TOTAL PRIOR YEAR RESERVES</b>	<b>\$179,482.69</b>	<b>\$138,609.55</b>	<b>\$40,873.14</b>

Schedule 8: Report of Current Year Expenditures			
FISCAL YEAR ENDING JUNE 30, 2018			
APPROPRIATED ACCOUNTS	APPROPRIATIONS		
	ORIGINAL	SUPPLEMENTAL ADJUSTMENTS	FINAL APPROPRIATIONS
<b>1000 INSTRUCTION</b>	\$6,807,976.95	\$568,797.00	\$7,376,773.95
<b>2000 SUPPORT SERVICES:</b>			
2100 Support Services - Students	\$475,116.27	\$0.00	\$475,116.27
2200 Support Services - Instructional Staff	\$326,697.86	\$0.00	\$326,697.86
2300 Support Services - General Administration	\$438,667.42	\$0.00	\$438,667.42
2400 Support Services - School Administration	\$595,212.49	\$0.00	\$595,212.49
2500 Support Services - Business	\$360,379.36	\$0.00	\$360,379.36
2600 Operations And Maintenance of Plant Services	\$1,147,472.76	\$0.00	\$1,147,472.76
2700 Student Transportation Services	\$810,816.02	\$0.00	\$810,816.02
<b>TOTAL SUPPORT SERVICES</b>	<b>\$4,154,362.18</b>	<b>\$0.00</b>	<b>\$4,154,362.18</b>
<b>3000 OPERATION OF NON-INSTRUCTION SERVICES:</b>			
3100 Child Nutrition Programs Operations	\$1,091,949.15	\$0.00	\$1,091,949.15
3200 Other Enterprise Service Operations	\$0.00	\$0.00	\$0.00
3300 Community Services Operations	\$0.00	\$0.00	\$0.00
<b>TOTAL OPERATION OF NON-INSTRUCTIONAL SERVICES</b>	<b>\$1,091,949.15</b>	<b>\$0.00</b>	<b>\$1,091,949.15</b>
<b>4000 FACILITIES ACQUISITION &amp; CONSTRUCTION SERVICES:</b>			
4200 Land Acquisition Services	\$0.00	\$0.00	\$0.00
4300 Land Improvement Services	\$0.00	\$0.00	\$0.00
4400 Architecture and Engineering Services	\$0.00	\$0.00	\$0.00
4500 Educational Specifications Development Services	\$0.00	\$0.00	\$0.00
4600 Building Acquisition and Construction Services	\$27,765.19	\$0.00	\$27,765.19
4700 Building Improvement Services	\$0.00	\$0.00	\$0.00
<b>TOTAL FACILITIES ACQUISITION &amp; CONST. SERVICES</b>	<b>\$27,765.19</b>	<b>\$0.00</b>	<b>\$27,765.19</b>
<b>5000 OTHER OUTLAYS:</b>			
5100 Debt Service	\$0.00	\$0.00	\$0.00
5200 Fund Transfer/Reimbursement (Child Nutrition Fund)	\$0.00	\$0.00	\$0.00
5300 Clearing Account	\$0.00	\$0.00	\$0.00
5400 Indirect Cost Entitlement	\$0.00	\$0.00	\$0.00
5500 Private Nonprofit Schools	\$0.00	\$0.00	\$0.00
5600 Correcting Entry	\$20,605.05	\$0.00	\$20,605.05
5800 Charter School Reimbursement	\$0.00	\$0.00	\$0.00
5900 Arbitrage	\$0.00	\$0.00	\$0.00
<b>TOTAL OTHER OUTLAYS</b>	<b>\$20,605.05</b>	<b>\$0.00</b>	<b>\$20,605.05</b>
<b>7000 OTHER USES / UNBUDGETED ITEMS:</b>	<b>\$0.00</b>	<b>\$0.00</b>	<b>\$0.00</b>
<b>8000 REPAYMENTS:</b>	<b>\$0.00</b>	<b>\$0.00</b>	<b>\$0.00</b>
<b>TOTAL GENERAL FUND 2017-18 FISCAL YEAR</b>	<b>\$12,102,658.52</b>	<b>\$568,797.00</b>	<b>\$12,671,455.52</b>

GENERAL FUND ACCOUNTS COVERING THE PERIOD JULY 1, 2017 TO JUNE 30, 2018  
ESTIMATE OF NEEDS FOR 2018-2019

EXHIBIT 'A'

Schedule 8: Report of Current Year Expenditures (Continued)				
FISCAL YEAR ENDING JUNE 30, 2018				
APPROPRIATED ACCOUNTS	WARRANTS ISSUED	RESERVES	LAPSED BALANCE KNOWN TO BE UNENCUMBERED	2017-2018 EXPENDITURES FOR CURRENT EXPENSE PURPOSES
<b>1000 INSTRUCTION:</b>	\$6,262,067.25	\$2,405.07	\$1,112,301.63	\$6,264,472.32
<b>2000 SUPPORT SERVICES:</b>				
2100 Support Services - Students	\$435,855.11	\$7,500.00	\$31,761.16	\$443,355.11
2200 Support Services - Instructional Staff	\$216,295.33	\$132.00	\$110,270.53	\$216,427.33
2300 Support Services - General Administration	\$346,662.27	\$6,214.98	\$85,790.17	\$352,877.25
2400 Support Services - School Administration	\$611,257.09	\$0.00	-\$16,044.60	\$611,257.09
2500 Support Services - Business	\$408,464.58	\$354.20	-\$48,439.42	\$408,818.78
2600 Operations And Maintenance of Plant Services	\$1,230,394.29	\$8,086.00	-\$91,007.53	\$1,238,480.29
2700 Student Transportation Services	\$448,522.10	\$5,678.00	\$356,615.92	\$454,200.10
<b>TOTAL SUPPORT SERVICES</b>	<b>\$3,697,450.77</b>	<b>\$27,965.18</b>	<b>\$428,946.23</b>	<b>\$3,725,415.95</b>
<b>3000 OPERATION OF NON-INSTRUCTION SERVICES:</b>				
3100 Child Nutrition Programs Operations	\$773,858.24	\$0.00	\$318,090.91	\$773,858.24
3200 Other Enterprise Service Operations	\$0.00	\$0.00	\$0.00	\$0.00
3300 Community Services Operations	\$531.24	\$0.00	-\$531.24	\$531.24
<b>TOTAL OPERATION OF NON-INSTRUCTIONAL SERVICES</b>	<b>\$774,389.48</b>	<b>\$0.00</b>	<b>\$317,559.67</b>	<b>\$774,389.48</b>
<b>4000 FACILITIES ACQUISITION &amp; CONSTRUCTION SERVICES:</b>				
4200 Land Acquisition Services	\$0.00	\$0.00	\$0.00	\$0.00
4300 Land Improvement Services	\$0.00	\$0.00	\$0.00	\$0.00
4400 Architecture and Engineering Services	\$0.00	\$0.00	\$0.00	\$0.00
4500 Educational Specifications Development Services	\$0.00	\$0.00	\$0.00	\$0.00
4600 Building Acquisition and Construction Services	\$9,023.35	\$0.00	\$18,741.84	\$9,023.35
4700 Building Improvement Services	\$0.00	\$0.00	\$0.00	\$0.00
<b>TOTAL FACILITIES ACQUISITION &amp; CONST. SERVICES</b>	<b>\$9,023.35</b>	<b>\$0.00</b>	<b>\$18,741.84</b>	<b>\$9,023.35</b>
<b>5000 OTHER OUTLAYS:</b>				
5100 Debt Service	\$0.00	\$0.00	\$0.00	\$0.00
5200 Fund Transfer/Reimbursement (Child Nutrition Fund)	\$8,626.88	\$0.00	-\$8,626.88	\$8,626.88
5300 Clearing Account	\$0.00	\$0.00	\$0.00	\$0.00
5400 Indirect Cost Entitlement	\$0.00	\$0.00	\$0.00	\$0.00
5500 Private Nonprofit Schools	\$0.00	\$0.00	\$0.00	\$0.00
5600 Correcting Entry	\$18,805.14	\$0.00	\$1,799.91	\$18,805.14
5800 Charter School Reimbursement	\$0.00	\$0.00	\$0.00	\$0.00
5900 Arbitrage	\$0.00	\$0.00	\$0.00	\$0.00
<b>TOTAL OTHER OUTLAYS</b>	<b>\$27,432.02</b>	<b>\$0.00</b>	<b>-\$6,826.97</b>	<b>\$27,432.02</b>
<b>7000 OTHER USES / UNBUDGETED ITEMS:</b>	<b>\$0.00</b>	<b>\$0.00</b>	<b>\$0.00</b>	<b>\$0.00</b>
<b>8000 REPAYMENTS:</b>	<b>\$0.00</b>	<b>\$0.00</b>	<b>\$0.00</b>	<b>\$0.00</b>
<b>TOTAL GENERAL FUND 2017-18 FISCAL YEAR</b>	<b>\$10,770,362.87</b>	<b>\$30,370.25</b>	<b>\$1,870,722.40</b>	<b>\$10,800,733.12</b>

ESTIMATE OF NEEDS FOR THE FISCAL YEAR 2018-19	Estimate of Needs by Governing Board	Approved by County Excise Board
<b>PURPOSE:</b>		
Current Expense	\$12,673,827.05	\$12,673,827.05
Pro rata share of County Assessor's Budget as determined by County Excise Board	\$0.00	\$0.00
<b>GRAND TOTAL - Home School</b>	<b>\$12,673,827.05</b>	<b>\$12,673,827.05</b>

BUILDING FUND ACCOUNTS COVERING THE PERIOD JULY 1, 2017 TO JUNE 30, 2018  
ESTIMATE OF NEEDS FOR 2018-2019

EXHIBIT 'C'

Schedule 1: Current Balance Sheet for June 30, 2018	
	Amount
<b>ASSETS:</b>	
Cash Balances	\$895,649.82
Investments	\$0.00
<b>TOTAL ASSETS</b>	<b>\$895,649.82</b>
<b>LIABILITIES AND RESERVES:</b>	
Warrants Outstanding	\$26,099.79
Reserve for Interest on Warrants	\$0.00
Reserves From Schedule 8	\$23,338.00
<b>TOTAL LIABILITIES AND RESERVES</b>	<b>\$49,437.79</b>
CASH FUND BALANCE JUNE 30, 2018	\$846,212.03
<b>TOTAL LIABILITIES, RESERVES AND CASH FUND BALANCE</b>	<b>\$895,649.82</b>

Schedule 2: Revenue and Requirements, 2017-2018		
REVENUE:	Estimated Budget	Actual Revenue & Expenditures
Revenues, Non-Revenue Receipts & Cash Balances (Schedule 6)	\$905,070.56	\$1,073,693.91
<b>LESS: REQUIREMENTS:</b>		
Expenditures (Schedule 8)	\$905,070.56	\$227,481.88
<b>CASH FUND BALANCE JUNE 30, 2018</b>	<b>\$0.00</b>	<b>\$846,212.03</b>

Schedule 3: Building Fund Cash Accounts of Current and all Prior Years				
CURRENT AND ALL PRIOR YEARS	2017-18	2016-17	PRE-2016	Total
Cash Balance Reported to Excise Board 6-30-17	\$0.00	\$886,441.67	\$0.00	\$886,441.67
<b>REVENUES, NON-REVENUE RECEIPTS &amp; CASH BALANCE</b>				
Revenues/Non-Rev (Sch 6 Source Codes 1000 to 5999)	\$413,018.64	\$0.00	\$0.00	\$413,018.64
Cash Balances Transferred (Sch 6 Source Code 6110)	\$609,315.43	-\$609,315.43	\$0.00	\$0.00
Prior Year Lapsed Appropri (Sch 6 Source Code 6130)	\$51,359.84	-\$51,359.84	\$0.00	\$0.00
Estopped Warrants (Sch 6 Source Code 6140)	\$0.00	\$0.00	\$0.00	\$0.00
Interfund Transfers (Sch 6 Source Code 6200)	\$0.00	\$0.00	\$0.00	\$0.00
<b>TOTAL REVENUES, NON-REVENUE RECEIPTS &amp; CASH BALANCE</b>	<b>\$1,073,693.91</b>	<b>-\$660,675.27</b>	<b>\$0.00</b>	<b>\$413,018.64</b>
Warrants Paid of Year in Caption	\$178,044.09	\$225,766.40	\$0.00	\$403,810.49
<b>TOTAL DISBURSEMENTS</b>	<b>\$178,044.09</b>	<b>\$225,766.40</b>	<b>\$0.00</b>	<b>\$403,810.49</b>
<b>CASH &amp; INVESTMENTS BALANCE JUNE 30, 2018</b>	<b>\$895,649.82</b>	<b>\$0.00</b>	<b>\$0.00</b>	<b>\$895,649.82</b>
Reserve for Warrants Outstanding (Schedule 4)	\$26,099.79	\$0.00	\$0.00	\$26,099.79
Reserve for Encumbrances (Schedule 8)	\$23,338.00	\$0.00	\$0.00	\$23,338.00
<b>TOTAL LIABILITIES AND RESERVE</b>	<b>\$49,437.79</b>	<b>\$0.00</b>	<b>\$0.00</b>	<b>\$49,437.79</b>
<b>DEFICIT:</b>	<b>\$0.00</b>	<b>\$0.00</b>	<b>\$0.00</b>	<b>\$0.00</b>
<b>CASH FUND BAL FORWARD TO SUCCEEDING YEAR</b>	<b>\$846,212.03</b>	<b>\$0.00</b>	<b>\$0.00</b>	<b>\$846,212.03</b>

Schedule 4: Building Fund Warrant Accounts of Current and all Prior Years				
CURRENT AND ALL PRIOR YEARS	2017-18	2016-17	PRE-2016	Total
Warrants Outstanding 6-30 of Year in Caption	\$0.00	\$40,918.20	\$0.00	\$40,918.20
Warrants Registered During Year	\$204,143.88	\$184,848.20	\$0.00	\$388,992.08
<b>TOTAL</b>	<b>\$204,143.88</b>	<b>\$225,766.40</b>	<b>\$0.00</b>	<b>\$429,910.28</b>
Warrants Paid During Year	\$178,044.09	\$225,766.40	\$0.00	\$403,810.49
Warrants Converted to Bonds or Judgments	\$0.00	\$0.00	\$0.00	\$0.00
Warrants Estopped by Statute/Canceled	\$0.00	\$0.00	\$0.00	\$0.00
<b>TOTAL WARRANTS RETIRED</b>	<b>\$178,044.09</b>	<b>\$225,766.40</b>	<b>\$0.00</b>	<b>\$403,810.49</b>
<b>BALANCE WARRANTS OUTSTANDING JUNE 30, 2018</b>	<b>\$26,099.79</b>	<b>\$0.00</b>	<b>\$0.00</b>	<b>\$26,099.79</b>

Schedule 5: 2017 Ad Valorem Tax Account		
ACCOUNTS COVERING THE PERIOD JULY 1, 2017 TO JUNE 30, 2018	5.000 Mills	Amount
2017 Net Valuation Certified to County Excise Board		\$63,789,280.00
Total Proceeds of Levy as Certified		\$325,330.64
Additions:		\$0.00
Deductions:		\$0.00
<b>Gross Balance Tax</b>		<b>\$325,330.64</b>
Less Reserve for Delinquent Tax		\$29,575.51
Reserve for Protests Pending		\$0.00
<b>Balance Available Tax</b>		<b>\$295,755.13</b>
Deduct 2017 Tax Apportioned		\$306,362.46
<b>Net Balance 2017 Tax in Process of Collection</b>		<b>\$0.00</b>
<b>Excess Collections</b>		<b>\$10,607.33</b>

BUILDING FUND ACCOUNTS COVERING THE PERIOD JULY 1, 2017 TO JUNE 30, 2018  
ESTIMATE OF NEEDS FOR 2018-2019

EXHIBIT 'C'

Schedule 6: Revenue, Non-Revenue Receipts & Cash Balances		
SOURCE	2017-18 Account	
	AMOUNT ESTIMATED	ACTUALLY COLLECTED
<b>1000 DISTRICT SOURCES OF REVENUE:</b>		
<b>1100 TAXES LEVIED/ASSESSED</b>		
1110 Ad Valorem Tax Levy (Current Year)	\$295,755.13	\$306,362.46
1120 Ad Valorem Tax Levy (Prior Years)	\$0.00	\$18,306.01
1130 Revenue In Lieu Of Taxes	\$0.00	\$0.00
1140 Revenue From Local Governmental Units Other Than Leas	\$0.00	\$0.00
1190 Other Taxes	\$0.00	\$0.00
<b>TOTAL TAXES LEVIED/ASSESSED</b>	<b>\$295,755.13</b>	<b>\$324,668.47</b>
1200 Tuition & Fees	\$0.00	\$0.00
1300 Earnings on Investments and Bond Sales	\$0.00	\$0.00
1400 Rental, Disposals and Commissions	\$0.00	\$0.00
1500 Reimbursements	\$0.00	\$0.00
1600 Other Local Sources of Revenue	\$0.00	\$0.00
1700 Child Nutrition Programs	\$0.00	\$0.00
1800 Athletics	\$0.00	\$0.00
<b>TOTAL DISTRICT SOURCES OF REVENUE</b>	<b>\$295,755.13</b>	<b>\$324,668.47</b>
<b>2000 INTERMEDIATE SOURCES OF REVENUE</b>		
2100 County 4 Mill Ad Valorem Tax	\$0.00	\$0.00
2200 County Apportionment (Mortgage Tax)	\$0.00	\$0.00
2300 Resale of Property Fund Distribution	\$0.00	\$0.00
2900 Other Intermediate Sources of Revenue	\$0.00	\$0.00
<b>TOTAL INTERMEDIATE SOURCES OF REVENUE</b>	<b>\$0.00</b>	<b>\$0.00</b>
<b>3000 STATE SOURCES OF REVENUE:</b>		
<b>3100 STATE DEDICATED SOURCES OF REVENUE</b>		
3110 Gross Production Tax	\$0.00	\$0.00
3120 Motor Vehicle Collections	\$0.00	\$0.00
3130 Rural Electric Cooperative Tax	\$0.00	\$0.00
3140 State School Land Earnings	\$0.00	\$0.00
3150 Vehicle Tax Stamps	\$0.00	\$0.00
3160 Farm Implement Tax Stamps	\$0.00	\$0.00
3170 Trailers and Mobile Homes	\$0.00	\$0.00
3190 Other Dedicated Revenue	\$0.00	\$0.00
<b>TOTAL STATE DEDICATED SOURCES OF REVENUE</b>	<b>\$0.00</b>	<b>\$0.00</b>
<b>3200 STATE AID - NONCATEGORICAL</b>		
3210 Foundation and Salary Incentive Aid	\$0.00	\$0.00
3220 Mid-Term Adjustment For Attendance	\$0.00	\$0.00
3230 Teacher Consultant Stipend	\$0.00	\$0.00
3240 Disaster Assistance	\$0.00	\$0.00
3250 Flexible Benefit Allowance	\$0.00	\$0.00
<b>TOTAL STATE AID - NONCATEGORICAL</b>	<b>\$0.00</b>	<b>\$0.00</b>
3300 State Aid - Competitive Grants - Categorical	\$0.00	\$0.00
3400 State - Categorical	\$0.00	\$0.00
3500 Special Programs	\$0.00	\$0.00
3600 Other State Sources of Revenue	\$0.00	\$14.08
3700 Child Nutrition Program	\$0.00	\$0.00
3800 State Vocational Programs - Multi-Source	\$0.00	\$0.00
<b>TOTAL STATE SOURCES OF REVENUE</b>	<b>\$0.00</b>	<b>\$14.08</b>
<b>4000 FEDERAL SOURCES OF REVENUE:</b>		
4100 Grants-In-Aid Direct From The Federal Government	\$0.00	\$88,336.09
4200 Disadvantaged Students	\$0.00	\$0.00
4300 Individuals With Disabilities	\$0.00	\$0.00
4400 No Child Left Behind	\$0.00	\$0.00
4500 Grants-In-Aid Passed Through Other State/Intermediate Sources	\$0.00	\$0.00
4600 Other Federal Sources Passed Through State Dept Of Education	\$0.00	\$0.00
4700 Child Nutrition Programs	\$0.00	\$0.00
4800 Federal Vocational Education	\$0.00	\$0.00
<b>TOTAL FEDERAL SOURCES OF REVENUE</b>	<b>\$0.00</b>	<b>\$88,336.09</b>
<b>5000 NON-REVENUE RECEIPTS:</b>		
<b>TOTAL NON-REVENUE RECEIPTS</b>	<b>\$0.00</b>	<b>\$0.00</b>
<b>6000 BALANCE SHEET ACCOUNTS</b>		
<b>6100 CASH ACCOUNTS</b>		
6110 Cash Forward	\$609,315.43	\$609,315.43
6130 Prior-Year Lapsed Appropriations (Schedule 6)	\$0.00	\$51,359.84
6140 Estopped Warrants by Statute	\$0.00	\$0.00
<b>TOTAL CASH ACCOUNTS</b>	<b>\$609,315.43</b>	<b>\$660,675.27</b>
6200 Interfund Transfers	\$0.00	\$0.00
<b>TOTAL BALANCE SHEET ACCOUNTS</b>	<b>\$609,315.43</b>	<b>\$660,675.27</b>
<b>GRAND TOTAL</b>	<b>\$905,070.56</b>	<b>\$1,073,693.91</b>



BUILDING FUND ACCOUNTS COVERING THE PERIOD JULY 1, 2017 TO JUNE 30, 2018  
ESTIMATE OF NEEDS FOR 2018-2019

EXHIBIT 'C'

Schedule 6: Revenue, Non-Revenue Receipts & Cash Balances (Continued)				
SOURCE	2017-18 Account	BASIS AND LIMIT OF ENSUING	ESTIMATED BY GOVERNING BOARD	APPROVED BY EXCISE BOARD
	OVER/UNDER			
<b>1000 DISTRICT SOURCES OF REVENUE:</b>				
<b>1100 TAXES LEVIED/ASSESSED</b>				
1110 Ad Valorem Tax Levy (Current Year)	\$10,607.33	97.92%	\$299,994.88	\$299,994.88
1120 Ad Valorem Tax Levy (Prior Years)	\$18,306.01	0.00%	\$0.00	\$0.00
1130 Revenue In Lieu Of Taxes	\$0.00	0.00%	\$0.00	\$0.00
1140 Revenue From Local Governmental Units Other Than Leas	\$0.00	0.00%	\$0.00	\$0.00
1190 Other Taxes	\$0.00	0.00%	\$0.00	\$0.00
<b>TOTAL TAXES LEVIED/ASSESSED</b>	<b>\$28,913.34</b>		<b>\$299,994.88</b>	<b>\$299,994.88</b>
1200 Tuition & Fees	\$0.00	0.00%	\$0.00	\$0.00
1300 Earnings on Investments and Bond Sales	\$0.00	0.00%	\$0.00	\$0.00
1400 Rental, Disposals and Commissions	\$0.00	0.00%	\$0.00	\$0.00
1500 Reimbursements	\$0.00	0.00%	\$0.00	\$0.00
1600 Other Local Sources of Revenue	\$0.00	0.00%	\$0.00	\$0.00
1700 Child Nutrition Programs	\$0.00	0.00%	\$0.00	\$0.00
1800 Athletics	\$0.00	0.00%	\$0.00	\$0.00
<b>TOTAL DISTRICT SOURCES OF REVENUE</b>	<b>\$28,913.34</b>		<b>\$299,994.88</b>	<b>\$299,994.88</b>
<b>2000 INTERMEDIATE SOURCES OF REVENUE</b>				
2100 County 4 Mill Ad Valorem Tax	\$0.00	0.00%	\$0.00	\$0.00
2200 County Apportionment (Mortgage Tax)	\$0.00	0.00%	\$0.00	\$0.00
2300 Resale of Property Fund Distribution	\$0.00	0.00%	\$0.00	\$0.00
2900 Other Intermediate Sources of Revenue	\$0.00	0.00%	\$0.00	\$0.00
<b>TOTAL INTERMEDIATE SOURCES OF REVENUE</b>	<b>\$0.00</b>		<b>\$0.00</b>	<b>\$0.00</b>
<b>3000 STATE SOURCES OF REVENUE:</b>				
<b>3100 STATE DEDICATED SOURCES OF REVENUE:</b>				
3110 Gross Production Tax	\$0.00	0.00%	\$0.00	\$0.00
3120 Motor Vehicle Collections	\$0.00	0.00%	\$0.00	\$0.00
3130 Rural Electric Cooperative Tax	\$0.00	0.00%	\$0.00	\$0.00
3140 State School Land Earnings	\$0.00	0.00%	\$0.00	\$0.00
3150 Vehicle Tax Stamps	\$0.00	0.00%	\$0.00	\$0.00
3160 Farm Implement Tax Stamps	\$0.00	0.00%	\$0.00	\$0.00
3170 Trailers and Mobile Homes	\$0.00	0.00%	\$0.00	\$0.00
3190 Other Dedicated Revenue	\$0.00	0.00%	\$0.00	\$0.00
<b>TOTAL STATE DEDICATED SOURCES OF REVENUE</b>	<b>\$0.00</b>		<b>\$0.00</b>	<b>\$0.00</b>
<b>3200 STATE AID - NONCATEGORICAL</b>				
3210 Foundation and Salary Incentive Aid	\$0.00	0.00%	\$0.00	\$0.00
3220 Mid-Term Adjustment For Attendance	\$0.00	0.00%	\$0.00	\$0.00
3230 Teacher Consultant Stipend	\$0.00	0.00%	\$0.00	\$0.00
3240 Disaster Assistance	\$0.00	0.00%	\$0.00	\$0.00
3250 Flexible Benefit Allowance	\$0.00	0.00%	\$0.00	\$0.00
<b>TOTAL STATE AID - NONCATEGORICAL</b>	<b>\$0.00</b>		<b>\$0.00</b>	<b>\$0.00</b>
3300 State Aid - Competitive Grants - Categorical	\$0.00	0.00%	\$0.00	\$0.00
3400 State - Categorical	\$0.00	0.00%	\$0.00	\$0.00
3500 Special Programs	\$0.00	0.00%	\$0.00	\$0.00
3600 Other State Sources of Revenue	\$14.08	0.00%	\$0.00	\$0.00
3700 Child Nutrition Program	\$0.00	0.00%	\$0.00	\$0.00
3800 State Vocational Programs - Multi-Source	\$0.00	0.00%	\$0.00	\$0.00
<b>TOTAL STATE SOURCES OF REVENUE</b>	<b>\$14.08</b>		<b>\$0.00</b>	<b>\$0.00</b>
<b>4000 FEDERAL SOURCES OF REVENUE:</b>				
4100 Grants-In-Aid Direct From The Federal Government	\$88,336.09	0.00%	\$0.00	\$0.00
4200 Disadvantaged Students	\$0.00	0.00%	\$0.00	\$0.00
4300 Individuals With Disabilities	\$0.00	0.00%	\$0.00	\$0.00
4400 No Child Left Behind	\$0.00	0.00%	\$0.00	\$0.00
4500 Grants-In-Aid Passed Through Other State/Intermediate Sources	\$0.00	0.00%	\$0.00	\$0.00
4600 Other Federal Sources Passed Through State Dept Of Education	\$0.00	0.00%	\$0.00	\$0.00
4700 Child Nutrition Programs	\$0.00	0.00%	\$0.00	\$0.00
4800 Federal Vocational Education	\$0.00	0.00%	\$0.00	\$0.00
<b>TOTAL FEDERAL SOURCES OF REVENUE</b>	<b>\$88,336.09</b>		<b>\$0.00</b>	<b>\$0.00</b>
<b>5000 NON-REVENUE RECEIPTS:</b>				
<b>TOTAL NON-REVENUE RECEIPTS</b>	<b>\$0.00</b>		<b>\$0.00</b>	<b>\$0.00</b>
<b>6000 BALANCE SHEET ACCOUNTS</b>				
<b>6100 CASH ACCOUNTS</b>				
6110 Cash Forward	\$0.00	138.88%	\$846,212.03	\$846,212.03
6130 Prior-Year Lapsed Appropriations (Schedule 6)	\$51,359.84	0.00%	\$0.00	\$0.00
6140 Estopped Warrants by Statute	\$0.00	0.00%	\$0.00	\$0.00
<b>TOTAL CASH ACCOUNTS</b>	<b>\$51,359.84</b>		<b>\$846,212.03</b>	<b>\$846,212.03</b>
6200 Interfund Transfers	\$0.00	0.00%	\$0.00	\$0.00
<b>TOTAL BALANCE SHEET ACCOUNTS</b>	<b>\$51,359.84</b>		<b>\$846,212.03</b>	<b>\$846,212.03</b>
<b>GRAND TOTAL</b>	<b>\$168,623.35</b>		<b>\$1,146,206.91</b>	<b>\$1,146,206.91</b>

BUILDING FUND ACCOUNTS COVERING THE PERIOD JULY 1, 2017 TO JUNE 30, 2018  
ESTIMATE OF NEEDS FOR 2018-2019

EXHIBIT 'C'

Schedule 7: Report of Prior Year Warrants Issued From Reserves			
FISCAL YEAR ENDING JUNE 30, 2017			
	RESERVES 06-30-2017	WARRANTS ISSUED SINCE	BALANCE LAPSED
<b>TOTAL PRIOR YEAR RESERVES</b>	<b>\$236,208.04</b>	<b>\$184,848.20</b>	<b>\$51,359.84</b>

Schedule 8: Report of Current Year Expenditures			
APPROPRIATED ACCOUNTS	FISCAL YEAR ENDING JUNE 30, 2018		
	APPROPRIATIONS		
	ORIGINAL	SUPPLEMENTAL ADJUSTMENTS	FINAL APPROPRIATIONS
<b>1000 INSTRUCTION:</b>	\$0.00	\$0.00	\$0.00
<b>2000 SUPPORT SERVICES:</b>			
2100 Support Services - Students	\$0.00	\$0.00	\$0.00
2200 Support Services - Instructional Staff	\$0.00	\$0.00	\$0.00
2300 Support Services - General Administration	\$0.00	\$0.00	\$0.00
2400 Support Services - School Administration	\$0.00	\$0.00	\$0.00
2500 Support Services - Business	\$0.00	\$0.00	\$0.00
2600 Operations And Maintenance of Plant Services	\$905,070.56	\$0.00	\$905,070.56
2700 Student Transportation Services	\$0.00	\$0.00	\$0.00
<b>TOTAL SUPPORT SERVICES</b>	<b>\$905,070.56</b>	<b>\$0.00</b>	<b>\$905,070.56</b>
<b>3000 OPERATION OF NON-INSTRUCTION SERVICES:</b>			
3100 Child Nutrition Programs Operations	\$0.00	\$0.00	\$0.00
3200 Other Enterprise Service Operations	\$0.00	\$0.00	\$0.00
3300 Community Services Operations	\$0.00	\$0.00	\$0.00
<b>TOTAL OPERATION OF NON-INSTRUCTIONAL SERVICES</b>	<b>\$0.00</b>	<b>\$0.00</b>	<b>\$0.00</b>
<b>4000 FACILITIES ACQUISITION &amp; CONSTRUCTION SERVICES:</b>			
4200 Land Acquisition Services	\$0.00	\$0.00	\$0.00
4300 Land Improvement Services	\$0.00	\$0.00	\$0.00
4400 Architecture and Engineering Services	\$0.00	\$0.00	\$0.00
4500 Educational Specifications Development Services	\$0.00	\$0.00	\$0.00
4600 Building Acquisition and Construction Services	\$0.00	\$0.00	\$0.00
4700 Building Improvement Services	\$0.00	\$0.00	\$0.00
<b>TOTAL FACILITIES ACQUISITION &amp; CONST. SERVICES</b>	<b>\$0.00</b>	<b>\$0.00</b>	<b>\$0.00</b>
<b>5000 OTHER OUTLAYS:</b>			
5100 Debt Service	\$0.00	\$0.00	\$0.00
5200 Fund Transfer/Reimbursement (Child Nutrition Fund)	\$0.00	\$0.00	\$0.00
5300 Clearing Account	\$0.00	\$0.00	\$0.00
5400 Indirect Cost Entitlement	\$0.00	\$0.00	\$0.00
5500 Private Nonprofit Schools	\$0.00	\$0.00	\$0.00
5600 Correcting Entry	\$0.00	\$0.00	\$0.00
5800 Charter School Reimbursement	\$0.00	\$0.00	\$0.00
5900 Arbitrage	\$0.00	\$0.00	\$0.00
<b>TOTAL OTHER OUTLAYS</b>	<b>\$0.00</b>	<b>\$0.00</b>	<b>\$0.00</b>
<b>7000 OTHER USES / UNBUDGETED ITEMS:</b>	<b>\$0.00</b>	<b>\$0.00</b>	<b>\$0.00</b>
<b>8000 REPAYMENTS:</b>	<b>\$0.00</b>	<b>\$0.00</b>	<b>\$0.00</b>
<b>TOTAL BUILDING FUND 2017-18 FISCAL YEAR</b>	<b>\$905,070.56</b>	<b>\$0.00</b>	<b>\$905,070.56</b>

BUILDING FUND ACCOUNTS COVERING THE PERIOD JULY 1, 2017 TO JUNE 30, 2018  
ESTIMATE OF NEEDS FOR 2018-2019

EXHIBIT 'C'

Schedule 8: Report of Current Year Expenditures (Continued)				
FISCAL YEAR ENDING JUNE 30, 2018				
APPROPRIATED ACCOUNTS	WARRANTS ISSUED	RESERVES	LAPSED BALANCE KNOWN TO BE UNENCUMBERED	2017-2018 EXPENDITURES FOR CURRENT EXPENSE PURPOSES
<b>1000 INSTRUCTION:</b>	\$0.00	\$0.00	\$0.00	\$0.00
<b>2000 SUPPORT SERVICES:</b>				
2100 Support Services - Students	\$0.00	\$0.00	\$0.00	\$0.00
2200 Support Services - Instructional Staff	\$0.00	\$0.00	\$0.00	\$0.00
2300 Support Services - General Administration	\$0.00	\$0.00	\$0.00	\$0.00
2400 Support Services - School Administration	\$0.00	\$0.00	\$0.00	\$0.00
2500 Support Services - Business	\$930.00	\$0.00	-\$930.00	\$930.00
2600 Operations And Maintenance of Plant Services	\$203,213.88	\$23,338.00	\$678,518.68	\$226,551.88
2700 Student Transportation Services	\$0.00	\$0.00	\$0.00	\$0.00
<b>TOTAL SUPPORT SERVICES</b>	<b>\$204,143.88</b>	<b>\$23,338.00</b>	<b>\$677,588.68</b>	<b>\$227,481.88</b>
<b>3000 OPERATION OF NON-INSTRUCTION SERVICES:</b>				
3100 Child Nutrition Programs Operations	\$0.00	\$0.00	\$0.00	\$0.00
3200 Other Enterprise Service Operations	\$0.00	\$0.00	\$0.00	\$0.00
3300 Community Services Operations	\$0.00	\$0.00	\$0.00	\$0.00
<b>TOTAL OPERATION OF NON-INSTRUCTIONAL SERVICES</b>	<b>\$0.00</b>	<b>\$0.00</b>	<b>\$0.00</b>	<b>\$0.00</b>
<b>4000 FACILITIES ACQUISITION &amp; CONSTRUCTION SERVICES:</b>				
4200 Land Acquisition Services	\$0.00	\$0.00	\$0.00	\$0.00
4300 Land Improvement Services	\$0.00	\$0.00	\$0.00	\$0.00
4400 Architecture and Engineering Services	\$0.00	\$0.00	\$0.00	\$0.00
4500 Educational Specifications Development Services	\$0.00	\$0.00	\$0.00	\$0.00
4600 Building Acquisition and Construction Services	\$0.00	\$0.00	\$0.00	\$0.00
4700 Building Improvement Services	\$0.00	\$0.00	\$0.00	\$0.00
<b>TOTAL FACILITIES ACQUISITION &amp; CONST. SERVICES</b>	<b>\$0.00</b>	<b>\$0.00</b>	<b>\$0.00</b>	<b>\$0.00</b>
<b>5000 OTHER OUTLAYS:</b>				
5100 Debt Service	\$0.00	\$0.00	\$0.00	\$0.00
5200 Fund Transfer/Reimbursement (Child Nutrition Fund)	\$0.00	\$0.00	\$0.00	\$0.00
5300 Clearing Account	\$0.00	\$0.00	\$0.00	\$0.00
5400 Indirect Cost Entitlement	\$0.00	\$0.00	\$0.00	\$0.00
5500 Private Nonprofit Schools	\$0.00	\$0.00	\$0.00	\$0.00
5600 Correcting Entry	\$0.00	\$0.00	\$0.00	\$0.00
5800 Charter School Reimbursement	\$0.00	\$0.00	\$0.00	\$0.00
5900 Arbitrage	\$0.00	\$0.00	\$0.00	\$0.00
<b>TOTAL OTHER OUTLAYS</b>	<b>\$0.00</b>	<b>\$0.00</b>	<b>\$0.00</b>	<b>\$0.00</b>
<b>7000 OTHER USES / UNBUDGETED ITEMS:</b>	<b>\$0.00</b>	<b>\$0.00</b>	<b>\$0.00</b>	<b>\$0.00</b>
<b>8000 REPAYMENTS:</b>	<b>\$0.00</b>	<b>\$0.00</b>	<b>\$0.00</b>	<b>\$0.00</b>
<b>TOTAL BUILDING FUND 2017-18 FISCAL YEAR</b>	<b>\$204,143.88</b>	<b>\$23,338.00</b>	<b>\$677,588.68</b>	<b>\$227,481.88</b>

ESTIMATE OF NEEDS FOR THE FISCAL YEAR 2018-19		Estimate of Needs by Governing Board	Approved by County Excise Board
<b>PURPOSE:</b>			
Current Expense		\$1,146,206.91	\$1,146,206.91
Pro rata share of County Assessor's Budget as determined by County Excise Board		\$0.00	\$0.00
<b>GRAND TOTAL - Home School</b>		<b>\$1,146,206.91</b>	<b>\$1,146,206.91</b>

SINKING FUND ACCOUNTS COVERING THE PERIOD JULY 1, 2017 TO JUNE 30, 2018  
ESTIMATE OF NEEDS FOR 2018-2019

EXHIBIT "E"

Schedule I: Detail of Bond and Coupon Indebtedness as of June 30, 2018 - Not Affecting Homesteads (New)					
<b>PURPOSE OF BOND ISSUE:</b>					<b>2016 Building Bonds</b>
Date Of Issue					6/1/2016
Date Of Sale By Delivery					6/1/2016
<b>HOW AND WHEN BONDS MATURE:</b>					
Uniform Maturities:					
Date Maturity Begins					6/1/2018
Amount Of Each Uniform Maturity					\$ 1,360,000.00
Final Maturity Otherwise:					
Date of Final Maturity					6/1/2018
Amount of Final Maturity					\$ 1,360,000.00
<b>AMOUNT OF ORIGINAL ISSUE</b>					<b>\$ 1,360,000.00</b>
Cancelled, In Judgement Or Delayed For Final Levy Year					\$ 0.00
Basis of Accruals Contemplated on Net Collections or Better in Anticipation:					
Bond Issues Accruing By Tax Levy					\$ 1,360,000.00
Years To Run					2
Normal Annual Accrual					\$ 0.00
Tax Years Run					2
Accrual Liability To Date					\$ 1,360,000.00
Deductions From Total Accruals:					
Bonds Paid Prior To 6-30-2017					\$ 0.00
Bonds Paid During 2017-2018					\$ 1,360,000.00
Matured Bonds Unpaid					\$ 0.00
Balance Of Accrual Liability					\$ 0.00
<b>TOTAL BONDS OUTSTANDING 6-30-2018:</b>					
Matured					\$ 0.00
Unmatured					\$ 0.00
<b>Coupon Computation:</b>	<b>Coupon Date</b>	<b>Unmatured Amount</b>	<b>% Int.</b>	<b>Months</b>	<b>Interest Amount</b>
Bonds and Coupons				Mo.	\$ 0.00
Bonds and Coupons				Mo.	\$ 0.00
Bonds and Coupons				Mo.	\$ 0.00
Bonds and Coupons				Mo.	\$ 0.00
Bonds and Coupons				Mo.	\$ 0.00
Bonds and Coupons				Mo.	\$ 0.00
Bonds and Coupons				Mo.	\$ 0.00
Bonds and Coupons				Mo.	\$ 0.00
Bonds and Coupons				Mo.	\$ 0.00
Bonds and Coupons				Mo.	\$ 0.00
<b>Requirement for Interest Earnings After Last Tax-Levy Year:</b>					
Terminal Interest To Accrue					\$ 0.00
Years To Run					0
Accrue Each Year					\$ 0.00
Tax Years Run					0
Total Accrual To Date					\$ 0.00
Current Interest Earned Through 2018-2019					\$ 0.00
Total Interest To Levy For 2018-2019					\$ 0.00
<b>INTEREST COUPON ACCOUNT:</b>					
Interest Earned But Unpaid 6-30-2017:					
Matured					\$ 0.00
Unmatured					\$ 1,020.00
Interest Earnings 2017-2018					\$ 11,220.00
Coupons Paid Through 2017-2018					\$ 12,240.00
Interest Earned But Unpaid 6-30-2018:					
Matured					\$ 0.00
Unmatured					\$ 0.00

SINKING FUND ACCOUNTS COVERING THE PERIOD JULY 1, 2017 TO JUNE 30, 2018  
ESTIMATE OF NEEDS FOR 2018-2019

EXHIBIT "E"

Schedule I: Detail of Bond and Coupon Indebtedness as of June 30, 2018 - Not Affecting Homesteads (New)					
<b>PURPOSE OF BOND ISSUE:</b>					<b>2017 Building Bonds</b>
Date Of Issue					6/1/2017
Date Of Sale By Delivery					6/1/2017
<b>HOW AND WHEN BONDS MATURE:</b>					
Uniform Maturities:					
Date Maturity Begins					6/1/2019
Amount Of Each Uniform Maturity					\$ 1,410,000.00
Final Maturity Otherwise:					
Date of Final Maturity					6/1/2019
Amount of Final Maturity					\$ 1,410,000.00
<b>AMOUNT OF ORIGINAL ISSUE</b>					<b>\$ 1,410,000.00</b>
Cancelled, In Judgement Or Delayed For Final Levy Year					\$ 0.00
<b>Basis of Accruals Contemplated on Net Collections or Better in Anticipation:</b>					
Bond Issues Accruing By Tax Levy					\$ 1,410,000.00
Years To Run					2
Normal Annual Accrual					\$ 1,410,000.00
Tax Years Run					1
Accrual Liability To Date					\$ 0.00
<b>Deductions From Total Accruals:</b>					
Bonds Paid Prior To 6-30-2017					\$ 0.00
Bonds Paid During 2017-2018					\$ 0.00
Matured Bonds Unpaid					\$ 0.00
Balance Of Accrual Liability					\$ 0.00
<b>TOTAL BONDS OUTSTANDING 6-30-2018:</b>					
Matured					\$ 0.00
Unmatured					\$ 1,410,000.00
<b>Coupon Computation:</b>	<b>Coupon Date</b>	<b>Unmatured Amount</b>	<b>% Int.</b>	<b>Months</b>	<b>Interest Amount</b>
Bonds and Coupons	6/1/2019	\$ 1,410,000.00	1.300%	11 Mo.	\$ 16,802.50
Bonds and Coupons				Mo.	\$ 0.00
Bonds and Coupons				Mo.	\$ 0.00
Bonds and Coupons				Mo.	\$ 0.00
Bonds and Coupons				Mo.	\$ 0.00
Bonds and Coupons				Mo.	\$ 0.00
Bonds and Coupons				Mo.	\$ 0.00
Bonds and Coupons				Mo.	\$ 0.00
Bonds and Coupons				Mo.	\$ 0.00
Bonds and Coupons				Mo.	\$ 0.00
<b>Requirement for Interest Earnings After Last Tax-Levy Year:</b>					
Terminal Interest To Accrue					\$ 0.00
Years To Run					0
Accrue Each Year					\$ 0.00
Tax Years Run					0
Total Accrual To Date					\$ 0.00
Current Interest Earned Through 2018-2019					\$ 16,802.50
Total Interest To Levy For 2018-2019					\$ 16,802.50
<b>INTEREST COUPON ACCOUNT:</b>					
<b>Interest Earned But Unpaid 6-30-2017:</b>					
Matured					\$ 0.00
Unmatured					\$ 0.00
Interest Earnings 2017-2018					\$ 19,857.50
Coupons Paid Through 2017-2018					\$ 18,330.00
<b>Interest Earned But Unpaid 6-30-2018:</b>					
Matured					\$ 0.00
Unmatured					\$ 1,527.50



SINKING FUND ACCOUNTS COVERING THE PERIOD JULY 1, 2017 TO JUNE 30, 2018  
ESTIMATE OF NEEDS FOR 2018-2019

EXHIBIT "E"

Schedule I: Detail of Bond and Coupon Indebtedness as of June 30, 2018 - Not Affecting Homesteads (New)						
<b>PURPOSE OF BOND ISSUE:</b>					<b>2018 Building Bonds</b>	
Date Of Issue					6/1/2018	
Date Of Sale By Delivery					6/1/2018	
<b>HOW AND WHEN BONDS MATURE:</b>						
Uniform Maturities:						
Date Maturity Begins					6/1/2020	
Amount Of Each Uniform Maturity					\$ 1,460,000.00	
Final Maturity Otherwise:						
Date of Final Maturity					6/1/2020	
Amount of Final Maturity					\$ 1,460,000.00	
<b>AMOUNT OF ORIGINAL ISSUE</b>					<b>\$ 1,460,000.00</b>	
Cancelled, In Judgement Or Delayed For Final Levy Year					\$ 0.00	
<b>Basis of Accruals Contemplated on Net Collections or Better in Anticipation:</b>						
Bond Issues Accruing By Tax Levy					\$ 1,460,000.00	
Years To Run					2	
Normal Annual Accrual					\$ 0.00	
Tax Years Run					0	
Accrual Liability To Date					\$ 0.00	
<b>Deductions From Total Accruals:</b>						
Bonds Paid Prior To 6-30-2017					\$ 0.00	
Bonds Paid During 2017-2018					\$ 0.00	
Matured Bonds Unpaid					\$ 0.00	
Balance Of Accrual Liability					\$ 0.00	
<b>TOTAL BONDS OUTSTANDING 6-30-2018:</b>						
Matured					\$ 0.00	
Unmatured					\$ 1,460,000.00	
<b>Coupon Computation:</b>	<b>Coupon Date</b>	<b>Unmatured Amount</b>	<b>% Int.</b>	<b>Months</b>	<b>Interest Amount</b>	
Bonds and Coupons				Mo.	\$ 0.00	
Bonds and Coupons	6/1/2020	\$ 1,460,000.00	2.800%	13 Mo.	\$ 44,286.67	
Bonds and Coupons				Mo.	\$ 0.00	
Bonds and Coupons				Mo.	\$ 0.00	
Bonds and Coupons				Mo.	\$ 0.00	
Bonds and Coupons				Mo.	\$ 0.00	
Bonds and Coupons				Mo.	\$ 0.00	
Bonds and Coupons				Mo.	\$ 0.00	
Bonds and Coupons				Mo.	\$ 0.00	
Bonds and Coupons				Mo.	\$ 0.00	
Bonds and Coupons				Mo.	\$ 0.00	
<b>Requirement for Interest Earnings After Last Tax-Levy Year:</b>						
Terminal Interest To Accrue					\$ 0.00	
Years To Run					0	
Accrue Each Year					\$ 0.00	
Tax Years Run					0	
Total Accrual To Date					\$ 0.00	
Current Interest Earned Through 2018-2019					\$ 44,286.67	
Total Interest To Levy For 2018-2019					\$ 44,286.67	
<b>INTEREST COUPON ACCOUNT:</b>						
Interest Earned But Unpaid 6-30-2017:						
Matured					\$ 0.00	
Unmatured					\$ 0.00	
Interest Earnings 2017-2018						
Coupons Paid Through 2017-2018					\$ 0.00	
Interest Earned But Unpaid 6-30-2018:						
Matured					\$ 0.00	
Unmatured					\$ 0.00	

SINKING FUND ACCOUNTS COVERING THE PERIOD JULY 1, 2017 TO JUNE 30, 2018  
ESTIMATE OF NEEDS FOR 2018-2019

EXHIBIT "E"

Schedule 1: Detail of Bond and Coupon Indebtedness as of June 30, 2018 - Not Affecting Homesteads (New)		Total All Bonds
<b>PURPOSE OF BOND ISSUE:</b>		
<b>HOW AND WHEN BONDS MATURE:</b>		
Uniform Maturities:		
Amount Of Each Uniform Maturity		\$ 4,230,000.00
Final Maturity Otherwise:		
Amount of Final Maturity		\$ 4,230,000.00
<b>AMOUNT OF ORIGINAL ISSUE</b>		<b>\$ 4,230,000.00</b>
Cancelled, In Judgement Or Delayed For Final Levy Year		\$ 0.00
Basis of Accruals Contemplated on Net Collections or Better in Anticipation:		
Bond Issues Accruing By Tax Levy		\$ 4,230,000.00
Normal Annual Accrual		\$ 1,410,000.00
Accrual Liability To Date		\$ 1,360,000.00
Deductions From Total Accruals:		
Bonds Paid Prior To 6-30-2017		\$ 0.00
Bonds Paid During 2017-2018		\$ 1,360,000.00
Matured Bonds Unpaid		\$ 0.00
Balance Of Accrual Liability		\$ 0.00
<b>TOTAL BONDS OUTSTANDING 6-30-2018:</b>		
Matured		\$ 0.00
Unmatured		\$ 2,870,000.00
Requirement for Interest Earnings After Last Tax-Levy Year:		
Terminal Interest To Accrue		\$ 0.00
Accrue Each Year		\$ 0.00
Total Accrual To Date		\$ 0.00
Current Interest Earned Through 2018-2019		\$ 61,089.17
Total Interest To Levy For 2018-2019		\$ 61,089.17
<b>INTEREST COUPON ACCOUNT:</b>		
Interest Earned But Unpaid 6-30-2017:		
Matured		\$ 0.00
Unmatured		\$ 1,020.00
Interest Earnings 2017-2018		\$ 31,077.50
Coupons Paid Through 2017-2018		\$ 30,570.00
Interest Earned But Unpaid 6-30-2018:		
Matured		\$ 0.00
Unmatured		\$ 1,527.50

SINKING FUND ACCOUNTS COVERING THE PERIOD JULY 1, 2017 TO JUNE 30, 2018  
ESTIMATE OF NEEDS FOR 2018-2019

EXHIBIT "E"

Schedule 2: Detail of Judgment Indebtedness as of June 30, 2018 - Not Affecting Homesteads (New)					
Judgments For Indebtedness Originally Incurred After January 8, 1937. (New)					
IN FAVOR OF					TOTAL ALL JUDGMENTS
BY WHOM OWNED					
PURPOSE OF JUDGMENT					
Case Number					
NAME OF COURT					
Date of Judgment					
Principal Amount of Judgment	\$ 0.00	\$ 0.00	\$ 0.00	\$ 0.00	\$ 0.00
Interest Rate Assigned by Court	0.00%	0.00%	0.00%	0.00%	
Tax Levies Made	0	0	0	0	
Principal Amount Provided for to June 30, 2017	\$ 0.00	\$ 0.00	\$ 0.00	\$ 0.00	\$ 0.00
Principal Amount Provided for in 2017-2018	\$ 0.00	\$ 0.00	\$ 0.00	\$ 0.00	\$ 0.00
PRINCIPAL AMOUNT NOT PROVIDED FOR	\$ 0.00	\$ 0.00	\$ 0.00	\$ 0.00	\$ 0.00
<b>AMOUNT TO PROVIDE BY TAX LEVY FISCAL YEAR 2018-2019</b>					
Principal 1/3	\$ 0.00	\$ 0.00	\$ 0.00	\$ 0.00	\$ 0.00
Interest	\$ 0.00	\$ 0.00	\$ 0.00	\$ 0.00	\$ 0.00
<b>FOR ALL JUDGMENTS REPORTED</b>					
<b>LEVIED FOR BUT UNPAID JUDGMENT OBLIGATIONS</b>					
<b>OUTSTANDING JUNE 30, 2017</b>					
Principal	\$ 0.00	\$ 0.00	\$ 0.00	\$ 0.00	\$ 0.00
Interest	\$ 0.00	\$ 0.00	\$ 0.00	\$ 0.00	\$ 0.00
<b>JUDGMENT OBLIGATIONS SINCE LEVIED FOR:</b>					
Principal	\$ 0.00	\$ 0.00	\$ 0.00	\$ 0.00	\$ 0.00
Interest	\$ 0.00	\$ 0.00	\$ 0.00	\$ 0.00	\$ 0.00
<b>JUDGMENT OBLIGATIONS SINCE PAID:</b>					
Principal	\$ 0.00	\$ 0.00	\$ 0.00	\$ 0.00	\$ 0.00
Interest	\$ 0.00	\$ 0.00	\$ 0.00	\$ 0.00	\$ 0.00
<b>LEVIED BUT UNPAID JUDGMENT OBLIGATIONS</b>					
<b>OUTSTANDING JUNE 30, 2018</b>					
Principal	\$ 0.00	\$ 0.00	\$ 0.00	\$ 0.00	\$ 0.00
Interest	\$ 0.00	\$ 0.00	\$ 0.00	\$ 0.00	\$ 0.00
Total	\$ 0.00	\$ 0.00	\$ 0.00	\$ 0.00	\$ 0.00

Schedule 3: Prepaid Judgments as of June 30, 2018					
Prepaid Judgments On Indebtedness Originating After January 8, 1937					
NAME OF JUDGMENT					TOTAL ALL PREPAID JUDGMENTS
CASE NUMBER					
NAME OF COURT					
Principal Amount of Judgment	\$ 0.00	\$ 0.00	\$ 0.00	\$ 0.00	\$ 0.00
Tax Levies Made	0	0	0	0	
Unreimbursed Balance At June 30, 2017	\$ 0.00	\$ 0.00	\$ 0.00	\$ 0.00	\$ 0.00
Reimbursement By 2017-2018 Tax Levy	\$ 0.00	\$ 0.00	\$ 0.00	\$ 0.00	\$ 0.00
Annual Accrual On Prepaid Judgments	\$ 0.00	\$ 0.00	\$ 0.00	\$ 0.00	\$ 0.00
Stricken By Court Order	\$ 0.00	\$ 0.00	\$ 0.00	\$ 0.00	\$ 0.00
Asset Balance	\$ 0.00	\$ 0.00	\$ 0.00	\$ 0.00	\$ 0.00

SINKING FUND ACCOUNTS COVERING THE PERIOD JULY 1, 2017 TO JUNE 30, 2018  
ESTIMATE OF NEEDS FOR 2018-2019

EXHIBIT "E"

Schedule 4: Sinking Fund Cash Statement		
Revenue Receipts and Disbursements (Fund 41)	SINKING FUND	
	Detail	Extension
Cash on Hand June 30, 2017		\$ 55,238.65
Investments Since Liquidated	\$ 0.00	
<b>COLLECTED AND APPORTIONED:</b>		
Contributions From Other Districts	\$ 0.00	
2016 and Prior Ad Valorem Tax	\$ 86,548.83	
2017 Ad Valorem Tax	\$ 1,321,881.91	
Miscellaneous Receipts	\$ 815.06	
<b>TOTAL RECEIPTS</b>		\$ 1,409,245.80
<b>TOTAL RECEIPTS AND BALANCE</b>		\$ 1,464,484.45
<b>DISBURSEMENTS:</b>		
Coupons Paid	\$ 30,570.00	
Interest Paid on Past-Due Coupons	\$ 0.00	
Bonds Paid	\$ 1,360,000.00	
Interest Paid on Past-Due Bonds	\$ 0.00	
Commission Paid to Fiscal Agency	\$ 0.00	
Judgments Paid	\$ 0.00	
Interest Paid on Such Judgments	\$ 0.00	
Investments Purchased	\$ 0.00	
Judgments Paid Under 62 O.S. 1981, Sect 435	\$ 0.00	
<b>TOTAL DISBURSEMENTS</b>		\$ 1,390,570.00
<b>CASH BALANCE ON HAND JUNE 30, 2018</b>		<b>\$73,914.45</b>

Schedule 5: Sinking Fund Balance Sheet		
	SINKING FUND	
	Detail	Extension
Cash Balance on Hand June 30, 2018		\$ 73,914.45
Legal Investments Properly Maturing	\$ 0.00	
Judgments Paid to Recover by Tax Levy	\$ 0.00	
<b>TOTAL LIQUID ASSETS</b>		<b>\$ 73,914.45</b>
<b>DEDUCT MATURED INDEBTEDNESS:</b>		
a. Past-Due Coupons	\$ 0.00	
b. Interest Accrued Thereon	\$ 0.00	
c. Past-Due Bonds	\$ 0.00	
d. Interest Thereon After Last Coupon	\$ 0.00	
e. Fiscal Agent Commission On Above	\$ 0.00	
f. Judgements and Interest Levied for But Unpaid	\$ 0.00	
<b>TOTAL Items a. Through f. (To Extension Column)</b>		<b>\$ 0.00</b>
<b>BALANCE OF ASSETS SUBJECT TO ACCRUALS</b>		<b>\$ 73,914.45</b>
<b>DEDUCT ACCRUAL RESERVES IF ASSETS SUFFICIENT:</b>		
g. Earned Unmatured Interest	\$ 1,527.50	
h. Accrual on Final Coupons	\$ 0.00	
i. Accrued on Unmatured Bonds	\$ 0.00	
<b>TOTAL Items g. Through i. (To Extension Column)</b>		<b>\$ 1,527.50</b>
<b>EXCESS OF ASSETS OVER ACCRUAL RESERVES</b>		<b>\$ 72,386.95</b>

Schedule 6: Estimate of Sinking Fund Needs		
	SINKING FUND	
	Computed By Governing Board	Provided By Excise Board
Interest Earnings on Bonds	\$ 61,089.17	\$ 61,089.17
Accrual on Unmatured Bonds	\$ 1,410,000.00	\$ 1,410,000.00
Annual Accrual on "Prepaid" Judgments	\$ 0.00	\$ 0.00
Annual Accrual on Unpaid Judgments	\$ 0.00	\$ 0.00
Interest on Unpaid Judgments	\$ 0.00	\$ 0.00
<b>Participating Contributions (Annexations):</b>		
For Credit to School Dist. No.	\$ 0.00	\$ 0.00
For Credit to School Dist. No.	\$ 0.00	\$ 0.00
For Credit to School Dist. No.	\$ 0.00	\$ 0.00
For Credit to School Dist. No.	\$ 0.00	\$ 0.00
Annual Accrual From Exhibit KK	\$ 0.00	\$ 0.00
<b>TOTAL SINKING FUND PROVISION</b>	<b>\$ 1,471,089.17</b>	<b>\$ 1,471,089.17</b>

SINKING FUND ACCOUNTS COVERING THE PERIOD JULY 1, 2017 TO JUNE 30, 2018  
ESTIMATE OF NEEDS FOR 2018-2019

EXHIBIT "E"

Schedule 7: Ad Valorem Tax Account - Sinking Funds				
ACCOUNTS COVERING THE PERIOD JULY 1, 2017 TO JUNE 30, 2018				
		22.01 Mills		Amount
Gross Value	\$	0.00	Net Value	\$ 63,789,280.00
Total Proceeds of Levy as Certified				\$ 1,403,701.79
Additions:				\$ 0.00
Deductions:				\$ 0.00
Gross Balance Tax				\$ 1,403,701.79
Less Reserve for Delinquent Tax				\$ 66,842.94
Reserve for Protests Pending				\$ 0.00
Balance Available Tax				\$ 1,336,858.85
Deduct 2017 Tax Apportioned				\$ 1,321,881.91
Net Balance 2017 Tax in Process of Collection				\$ 14,976.94
Excess Collections				\$ 0.00

Schedule 8: Sinking Fund Contributions From Other Districts Due To Boundary Changes			
SCHOOL DISTRICT CONTRIBUTIONS		SINKING FUND	
		Actually Received	Provided For in Budget of Contributing School District
From School District No.		\$ 0.00	\$ 0.00
From School District No.		\$ 0.00	\$ 0.00
From School District No.		\$ 0.00	\$ 0.00
From School District No.		\$ 0.00	\$ 0.00
From School District No.		\$ 0.00	\$ 0.00
From School District No.		\$ 0.00	\$ 0.00
From School District No.		\$ 0.00	\$ 0.00
From School District No.		\$ 0.00	\$ 0.00
From School District No.		\$ 0.00	\$ 0.00
TOTALS		\$ 0.00	\$ 0.00



SINKING FUND ACCOUNTS COVERING THE PERIOD JULY 1, 2017 TO JUNE 30, 2018  
ESTIMATE OF NEEDS FOR 2018-2019

EXHIBIT "E"

Schedule 10: Miscellaneous Revenue	2017-18 ACCOUNT	
Source	Amount	
<b>1000 DISTRICT SOURCES OF REVENUE:</b>		
1200 Tuition & Fees	\$	0.00
<b>1300 EARNINGS ON INVESTMENTS AND BOND SALES</b>		
1310 Interest Earnings	\$	0.00
1320 Dividends on Insurance Policies	\$	0.00
1330 Premium on Bonds Sold	\$	0.00
1340 Accrued Interest on Bond Sales	\$	681.33
1350 Interest on Taxes	\$	0.00
1360 Earnings From Oklahoma Commission on School Funds Management	\$	0.00
1370 Proceeds From Sale of Original Bonds	\$	0.00
1390 Other Earnings on Investments	\$	0.00
TOTAL EARNINGS ON INVESTMENTS AND BOND SALES	\$	681.33
<b>1400 RENTAL, DISPOSALS AND COMMISSIONS</b>		
1410 Rental of School Facilities	\$	0.00
1420 Rental of Property Other Than School Facilities	\$	0.00
1430 Sales of Building and/or Real Estate	\$	0.00
1440 Sales of Equipment, Services and Materials	\$	0.00
1450 Bookstore Revenue	\$	0.00
1460 Commissions	\$	0.00
1470 Shop Revenue	\$	0.00
1490 Other Rental, Disposals and Commissions	\$	0.00
TOTAL RENTAL, DISPOSALS AND COMMISSIONS	\$	0.00
1500 Reimbursements	\$	0.00
1600 Other Local Sources of Revenue	\$	0.00
1700 Child Nutrition Programs	\$	0.00
1800 Athletics	\$	0.00
TOTAL DISTRICT SOURCES OF REVENUE	\$	681.33
<b>2000 INTERMEDIATE SOURCES OF REVENUE:</b>		
2100 County 4 Mill Ad Valorem Tax	\$	0.00
2200 County Apportionment (Mortgage Tax)	\$	0.00
2300 Resale of Property Fund Distribution	\$	0.00
2900 Other Intermediate Sources of Revenue	\$	0.00
TOTAL INTERMEDIATE SOURCES OF REVENUE	\$	0.00
<b>3000 STATE SOURCES OF REVENUE:</b>		
3100 Total Dedicated Revenue	\$	0.00
3200 Total State Aid - General Operations - Non-Categorical	\$	0.00
3300 State Aid - Competitive Grants - Categorical	\$	0.00
3400 State - Categorical	\$	0.00
3500 Special Programs	\$	0.00
3600 Other State Sources of Revenue	\$	60.73
3700 Child Nutrition Program	\$	0.00
3800 State Vocational Programs - Multi-Source	\$	0.00
TOTAL STATE SOURCES OF REVENUE	\$	60.73
<b>4000 FEDERAL SOURCES OF REVENUE:</b>		
TOTAL FEDERAL SOURCES OF REVENUE	\$	0.00
<b>5000 NON-REVENUE RECEIPTS:</b>		
TOTAL NON-REVENUE RECEIPTS		73.00
<b>GRAND TOTAL</b>	<b>\$</b>	<b>815.06</b>

TOTAL CAPITAL PROJECT FUND ACCOUNTS COVERING THE PERIOD JULY 1, 2017 TO JUNE 30, 2018  
ESTIMATE OF NEEDS FOR 2018-2019

EXHIBIT "G"

Schedule 1: Current Balance Sheet - June 30, 2018	TOTAL OF ALL FUNDS
<b>ASSETS:</b>	<b>Amount</b>
Cash Balances	\$1,508,413.96
Investments	\$0.00
<b>TOTAL ASSETS</b>	<b>\$1,508,413.96</b>
<b>LIABILITIES AND RESERVES:</b>	
Warrants Outstanding	\$0.00
Reserve for Interest on Warrants	\$0.00
Reserves From Schedule 8	\$0.00
<b>TOTAL LIABILITIES AND RESERVES</b>	<b>\$0.00</b>
<b>CASH FUND BALANCE JUNE 30, 2018</b>	<b>\$1,508,413.96</b>
<b>TOTAL LIABILITIES, RESERVES AND CASH FUND BALANCE</b>	<b>\$1,508,413.96</b>

Schedule 3: Capital Projects Fund Total Of All Funds Cash Accounts of Current and all Prior Years		
CURRENT AND ALL PRIOR YEARS	2017-18	2017 & Prior Years
Cash Balance Reported to Excise Board 6-30-17	\$0.00	\$1,458,413.96
<b>REVENUES, NON-REVENUE RECEIPTS &amp; CASH BALANCES</b>		
1000 DISTRICT SOURCES OF REVENUE (Source 1000 to 1999)	\$0.00	
2000 INTERMEDIATE SOURCES OF REVENUE (Source 2000 to 2999)	\$0.00	
3000 STATE SOURCES OF REVENUE (Source 3000 to 3999)	\$0.00	
4000 FEDERAL SOURCES OF REVENUE (Source 4000 to 4999)	\$0.00	
5000 NON-REVENUE RECEIPTS (Source 5000 to 5999)	\$1,460,000.00	
6000 BALANCE SHEET ACCOUNTS		
6100 CASH ACCOUNTS		
6110 Cash Balances Transferred	\$1,458,413.96	
6130 Prior Year Lapsed Appropriations	\$0.00	
6140 Estopped Warrants	\$0.00	
<b>TOTAL CASH ACCOUNTS</b>	<b>\$1,458,413.96</b>	
6200 Interfund Transfers	\$0.00	
<b>TOTAL BALANCE SHEET ACCOUNTS</b>	<b>\$1,458,413.96</b>	
<b>TOTAL REVENUES, NON-REV RECEIPTS &amp; CASH BALANCES</b>	<b>\$2,918,413.96</b>	<b>\$0.00</b>
Warrants Paid of Year in Caption	\$1,410,000.00	\$0.00
<b>TOTAL DISBURSEMENTS</b>	<b>\$1,410,000.00</b>	<b>\$0.00</b>
<b>CASH &amp; INVESTMENTS BALANCE JUNE 30, 2018</b>	<b>\$1,508,413.96</b>	<b>\$0.00</b>
Reserve for Warrants Outstanding	\$0.00	\$0.00
Reserve for Interest on Warrants	\$0.00	\$0.00
Reserves From Schedule 8	\$0.00	\$0.00
<b>TOTAL LIABILITIES AND RESERVE</b>	<b>\$0.00</b>	<b>\$0.00</b>
<b>DEFICIT</b>	<b>\$0.00</b>	<b>\$0.00</b>
<b>CASH FUND BAL FORWARD TO SUCCEEDING YEAR</b>	<b>\$1,508,413.96</b>	<b>\$0.00</b>

Schedule 7: Report of Prior Year Warrants Issued From Reserves	FISCAL YEAR ENDING JUNE 30, 2017		
	RESERVES 6/30/17	WARRANTS SINCE ISSUED	BALANCE LAPSED APPROPRIATIONS
<b>TOTAL PRIOR YEAR RESERVES</b>	<b>\$0.00</b>	<b>\$0.00</b>	<b>\$0.00</b>

Schedule 8: Report of Current Year Expenditures	FISCAL YEAR ENDING JUNE 30, 2018		
	WARRANTS ISSUED	RESERVES	TOTAL EXPENDITURES
1000 Instruction	\$0.00	\$0.00	\$0.00
2000 Support Services	\$16,350.00	\$0.00	\$16,350.00
3000 Operation Of Non-Instruction Services	\$0.00	\$0.00	\$0.00
4000 Facilities Acquisition & Construcion Services	\$1,393,650.00	\$0.00	\$1,393,650.00
5000 Other Outlays	\$0.00	\$0.00	\$0.00
7000 Other Uses	\$0.00	\$0.00	\$0.00
8000 Repayments	\$0.00	\$0.00	\$0.00
<b>TOTAL EXPENDITURES 2017-18 FISCAL YEAR</b>	<b>\$1,410,000.00</b>	<b>\$0.00</b>	<b>\$1,410,000.00</b>

CAPITAL PROJECT FUNDS BY ACCOUNTS COVERING THE PERIOD JULY 1, 2017 TO JUNE 30, 2018  
ESTIMATE OF NEEDS FOR 2018-2019

EXHIBIT "G"

Schedule 1: Current Balance Sheet - June 30, 2018	2010 Building	Fund 32
<b>ASSETS:</b>		<b>Amount</b>
Cash Balances		\$48,413.96
Investments		\$0.00
<b>TOTAL ASSETS</b>		<b>\$48,413.96</b>
<b>LIABILITIES AND RESERVES:</b>		
Warrants Outstanding		\$0.00
Reserve for Interest on Warrants		\$0.00
Reserves From Schedule 8		\$0.00
<b>TOTAL LIABILITIES AND RESERVES</b>		<b>\$0.00</b>
<b>CASH FUND BALANCE JUNE 30, 2018</b>		<b>\$48,413.96</b>
<b>TOTAL LIABILITIES, RESERVES AND CASH FUND BALANCE</b>		<b>\$48,413.96</b>

Schedule 3: Capital Projects Fund 32 Cash Accounts of Current and all Prior Years	2017-18	2017 & Prior Years
<b>CURRENT AND ALL PRIOR YEARS</b>		
Cash Balance Reported to Excise Board 6-30 of Year in Caption	\$0.00	\$48,413.96
<b>REVENUES, NON-REVENUE RECEIPTS &amp; CASH BALANCES</b>		
1000 DISTRICT SOURCES OF REVENUE (Source 1000 to 1999)	\$0.00	\$0.00
2000 INTERMEDIATE SOURCES OF REVENUE (Source 2000 to 2999)	\$0.00	\$0.00
3000 STATE SOURCES OF REVENUE (Source 3000 to 3999)	\$0.00	\$0.00
4000 FEDERAL SOURCES OF REVENUE (Source 4000 to 4999)	\$0.00	\$0.00
5000 NON-REVENUE RECEIPTS (Source 5000 to 5999)	\$0.00	\$0.00
<b>6000 BALANCE SHEET ACCOUNTS</b>		
<b>6100 CASH ACCOUNTS</b>		
6110 Cash Balances Transferred	\$48,413.96	-\$48,413.96
6130 Prior Year Lapsed Appropriations	\$0.00	
6140 Estopped Warrants	\$0.00	
<b>TOTAL CASH ACCOUNTS</b>	<b>\$48,413.96</b>	<b>-\$48,413.96</b>
6200 Interfund Transfers	\$0.00	
<b>TOTAL BALANCE SHEET ACCOUNTS</b>	<b>\$48,413.96</b>	<b>-\$48,413.96</b>
<b>TOTAL REVENUES, NON-REV RECEIPTS &amp; CASH BALANCES</b>	<b>\$48,413.96</b>	<b>\$0.00</b>
Warrants Paid of Year in Caption	\$0.00	\$0.00
<b>TOTAL DISBURSEMENTS</b>	<b>\$0.00</b>	<b>\$0.00</b>
<b>CASH &amp; INVESTMENTS BALANCE JUNE 30, 2018</b>	<b>\$48,413.96</b>	<b>\$0.00</b>
Reserve for Warrants Outstanding	\$0.00	\$0.00
Reserve for Interest on Warrants	\$0.00	\$0.00
Reserves From Schedule 8	\$0.00	\$0.00
<b>TOTAL LIABILITIES AND RESERVE</b>	<b>\$0.00</b>	<b>\$0.00</b>
<b>DEFICIT</b>	<b>\$0.00</b>	<b>\$0.00</b>
<b>CASH FUND BAL FORWARD TO SUCCEEDING YEAR</b>	<b>\$48,413.96</b>	<b>\$0.00</b>

Schedule 7: Report of Prior Year Warrants Issued From Reserves	FISCAL YEAR ENDING JUNE 30, 2017		
	RESERVES 6/30/17	WARRANTS SINCE ISSUED	BALANCE LAPSED APPROPRIATIONS
<b>TOTAL PRIOR YEAR RESERVES</b>	<b>\$0.00</b>	<b>\$0.00</b>	<b>\$0.00</b>

Schedule 8: Report of Current Year Expenditures	FISCAL YEAR ENDING JUNE 30, 2018		
	WARRANTS ISSUED	RESERVES	TOTAL EXPENDITURES
1000 Instruction	\$0.00	\$0.00	\$0.00
2000 Support Services	\$0.00	\$0.00	\$0.00
3000 Operation Of Non-Instruction Services	\$0.00	\$0.00	\$0.00
4000 Facilities Acquisition & Construction Services	\$0.00	\$0.00	\$0.00
5000 Other Outlays	\$0.00	\$0.00	\$0.00
7000 Other Uses	\$0.00	\$0.00	\$0.00
8000 Repayments	\$0.00	\$0.00	\$0.00
<b>TOTAL EXPENDITURES 2017-18 FISCAL YEAR</b>	<b>\$0.00</b>	<b>\$0.00</b>	<b>\$0.00</b>

CAPITAL PROJECT FUNDS BY ACCOUNTS COVERING THE PERIOD JULY 1, 2017 TO JUNE 30, 2018  
ESTIMATE OF NEEDS FOR 2018-2019

EXHIBIT "G"

Schedule 1: Current Balance Sheet - June 30, 2018	2017 Building	Fund 37
<b>ASSETS:</b>		<b>Amount</b>
Cash Balances		\$0.00
Investments		\$0.00
<b>TOTAL ASSETS</b>		<b>\$0.00</b>
<b>LIABILITIES AND RESERVES:</b>		
Warrants Outstanding		\$0.00
Reserve for Interest on Warrants		\$0.00
Reserves From Schedule 8		\$0.00
<b>TOTAL LIABILITIES AND RESERVES</b>		<b>\$0.00</b>
<b>CASH FUND BALANCE JUNE 30, 2018</b>		<b>\$0.00</b>
<b>TOTAL LIABILITIES, RESERVES AND CASH FUND BALANCE</b>		<b>\$0.00</b>

Schedule 3: Capital Projects Fund 37 Cash Accounts of Current and all Prior Years		
CURRENT AND ALL PRIOR YEARS	2017-18	2017 & Prior Years
Cash Balance Reported to Excise Board 6-30 of Year in Caption	\$0.00	\$1,410,000.00
<b>REVENUES, NON-REVENUE RECEIPTS &amp; CASH BALANCES</b>		
1000 DISTRICT SOURCES OF REVENUE (Source 1000 to 1999)	\$0.00	\$0.00
2000 INTERMEDIATE SOURCES OF REVENUE (Source 2000 to 2999)	\$0.00	\$0.00
3000 STATE SOURCES OF REVENUE (Source 3000 to 3999)	\$0.00	\$0.00
4000 FEDERAL SOURCES OF REVENUE (Source 4000 to 4999)	\$0.00	\$0.00
5000 NON-REVENUE RECEIPTS (Source 5000 to 5999)	\$0.00	\$0.00
<b>6000 BALANCE SHEET ACCOUNTS</b>		
<b>6100 CASH ACCOUNTS</b>		
6110 Cash Balances Transferred	\$1,410,000.00	-\$1,410,000.00
6130 Prior Year Lapsed Appropriations	\$0.00	
6140 Estopped Warrants	\$0.00	
<b>TOTAL CASH ACCOUNTS</b>		<b>-\$1,410,000.00</b>
6200 Interfund Transfers	\$0.00	
<b>TOTAL BALANCE SHEET ACCOUNTS</b>		<b>-\$1,410,000.00</b>
<b>TOTAL REVENUES, NON-REV RECEIPTS &amp; CASH BALANCES</b>		<b>\$0.00</b>
Warrants Paid of Year in Caption	\$1,410,000.00	\$0.00
<b>TOTAL DISBURSEMENTS</b>		<b>\$0.00</b>
<b>CASH &amp; INVESTMENTS BALANCE JUNE 30, 2018</b>		<b>\$0.00</b>
Reserve for Warrants Outstanding	\$0.00	\$0.00
Reserve for Interest on Warrants	\$0.00	\$0.00
Reserves From Schedule 8	\$0.00	\$0.00
<b>TOTAL LIABILITIES AND RESERVE</b>		<b>\$0.00</b>
<b>DEFICIT</b>		<b>\$0.00</b>
<b>CASH FUND BAL FORWARD TO SUCCEEDING YEAR</b>		<b>\$0.00</b>

Schedule 7: Report of Prior Year Warrants Issued From Reserves	FISCAL YEAR ENDING JUNE 30, 2017		
	RESERVES 6/30/17	WARRANTS SINCE ISSUED	BALANCE LAPSED APPROPRIATIONS
<b>TOTAL PRIOR YEAR RESERVES</b>	<b>\$0.00</b>	<b>\$0.00</b>	<b>\$0.00</b>

Schedule 8: Report of Current Year Expenditures	FISCAL YEAR ENDING JUNE 30, 2018		
	WARRANTS ISSUED	RESERVES	TOTAL EXPENDITURES
1000 Instruction	\$0.00	\$0.00	\$0.00
2000 Support Services	\$16,350.00	\$0.00	\$16,350.00
3000 Operation Of Non-Instruction Services	\$0.00	\$0.00	\$0.00
4000 Facilities Acquisition & Construcion Services	\$1,393,650.00	\$0.00	\$1,393,650.00
5000 Other Outlays	\$0.00	\$0.00	\$0.00
7000 Other Uses	\$0.00	\$0.00	\$0.00
8000 Repayments	\$0.00	\$0.00	\$0.00
<b>TOTAL EXPENDITURES 2017-18 FISCAL YEAR</b>		<b>\$0.00</b>	<b>\$1,410,000.00</b>

CAPITAL PROJECT FUNDS BY ACCOUNTS COVERING THE PERIOD JULY 1, 2017 TO JUNE 30, 2018  
ESTIMATE OF NEEDS FOR 2018-2019

EXHIBIT "G"

Schedule 1: Current Balance Sheet - June 30, 2018	2018 Building Bond	Fund 38
<b>ASSETS:</b>		<b>Amount</b>
Cash Balances		\$1,460,000.00
Investments		\$0.00
<b>TOTAL ASSETS</b>		<b>\$1,460,000.00</b>
<b>LIABILITIES AND RESERVES:</b>		
Warrants Outstanding		\$0.00
Reserve for Interest on Warrants		\$0.00
Reserves From Schedule 8		\$0.00
<b>TOTAL LIABILITIES AND RESERVES</b>		<b>\$0.00</b>
<b>CASH FUND BALANCE JUNE 30, 2018</b>		<b>\$1,460,000.00</b>
<b>TOTAL LIABILITIES, RESERVES AND CASH FUND BALANCE</b>		<b>\$1,460,000.00</b>

Schedule 3: Capital Projects Fund 38 Cash Accounts of Current and all Prior Years		
CURRENT AND ALL PRIOR YEARS	2017-18	2017 & Prior Years
Cash Balance Reported to Excise Board 6-30 of Year in Caption	\$0.00	\$0.00
<b>REVENUES, NON-REVENUE RECEIPTS &amp; CASH BALANCES</b>		
1000 DISTRICT SOURCES OF REVENUE (Source 1000 to 1999)	\$0.00	\$0.00
2000 INTERMEDIATE SOURCES OF REVENUE (Source 2000 to 2999)	\$0.00	\$0.00
3000 STATE SOURCES OF REVENUE (Source 3000 to 3999)	\$0.00	\$0.00
4000 FEDERAL SOURCES OF REVENUE (Source 4000 to 4999)	\$0.00	\$0.00
5000 NON-REVENUE RECEIPTS (Source 5000 to 5999)	\$1,460,000.00	\$0.00
<b>6000 BALANCE SHEET ACCOUNTS</b>		
<b>6100 CASH ACCOUNTS</b>		
6110 Cash Balances Transferred	\$0.00	\$0.00
6130 Prior Year Lapsed Appropriations	\$0.00	
6140 Estopped Warrants	\$0.00	
<b>TOTAL CASH ACCOUNTS</b>	<b>\$0.00</b>	<b>\$0.00</b>
6200 Interfund Transfers	\$0.00	
<b>TOTAL BALANCE SHEET ACCOUNTS</b>	<b>\$0.00</b>	<b>\$0.00</b>
<b>TOTAL REVENUES, NON-REV RECEIPTS &amp; CASH BALANCES</b>	<b>\$1,460,000.00</b>	<b>\$0.00</b>
Warrants Paid of Year in Caption	\$0.00	\$0.00
<b>TOTAL DISBURSEMENTS</b>	<b>\$0.00</b>	<b>\$0.00</b>
<b>CASH &amp; INVESTMENTS BALANCE JUNE 30, 2018</b>	<b>\$1,460,000.00</b>	<b>\$0.00</b>
Reserve for Warrants Outstanding	\$0.00	\$0.00
Reserve for Interest on Warrants	\$0.00	\$0.00
Reserves From Schedule 8	\$0.00	\$0.00
<b>TOTAL LIABILITIES AND RESERVE</b>	<b>\$0.00</b>	<b>\$0.00</b>
<b>DEFICIT</b>	<b>\$0.00</b>	<b>\$0.00</b>
<b>CASH FUND BAL FORWARD TO SUCCEEDING YEAR</b>	<b>\$1,460,000.00</b>	<b>\$0.00</b>

Schedule 7: Report of Prior Year Warrants Issued From Reserves	FISCAL YEAR ENDING JUNE 30, 2017		
	RESERVES 6/30/17	WARRANTS SINCE ISSUED	BALANCE LAPSED APPROPRIATIONS
<b>TOTAL PRIOR YEAR RESERVES</b>	<b>\$0.00</b>	<b>\$0.00</b>	<b>\$0.00</b>

Schedule 8: Report of Current Year Expenditures	FISCAL YEAR ENDING JUNE 30, 2018		
	WARRANTS ISSUED	RESERVES	TOTAL EXPENDITURES
1000 Instruction	\$0.00	\$0.00	\$0.00
2000 Support Services	\$0.00	\$0.00	\$0.00
3000 Operation Of Non-Instruction Services	\$0.00	\$0.00	\$0.00
4000 Facilities Acquisition & Construcion Services	\$0.00	\$0.00	\$0.00
5000 Other Outlays	\$0.00	\$0.00	\$0.00
7000 Other Uses	\$0.00	\$0.00	\$0.00
8000 Repayments	\$0.00	\$0.00	\$0.00
<b>TOTAL EXPENDITURES 2017-18 FISCAL YEAR</b>	<b>\$0.00</b>	<b>\$0.00</b>	<b>\$0.00</b>



## CERTIFICATE OF EXCISE BOARD

State of Oklahoma, County of McIntosh

We, do further certify that we have examined the statement of estimated needs for the current fiscal year ending June 30, 2018, as certified by the Board of Education of Checotah Public Schools, District Number I-19 of said County and State, and its financial statement for the preceding year, and in so doing we have diligently performed the duties imposed upon this Excise Board by 68 O. S. 2001 Section 3007, by (1) ascertaining that the financial statements, as to the statistics therein contained, reflect the true fiscal condition at the close of the fiscal year, or caused the same to be corrected so to show; (2) struck from the estimate of needs so submitted any items not authorized by law and reduced to the sum authorized by law any items restricted by statute as to the amount lawfully expendable therefor; (3) supplemented such estimate, after appropriate action, by an estimate of needs prepared by this Excise Board to make provision for mandatory functions based upon statistics authoritatively submitted; (4) computed the total means available to each fund in the manner provided, applying the Governing Board's estimate of revenue to be derived from surplus tax of the immediately preceding year and from sources other than ad valorem tax, or reduced such estimate to not less than the lawfully authorized ratio of the several sums realized from such sources during the preceding fiscal year or to such lesser sum as may reasonably be anticipated under altered law or circumstance and using for such determination the basic collections of the preceding year and the ratios on which distribution or apportionment must be made during the ensuing or current year.

To the several and specific purposes of the estimated needs as certified, we have and do hereby appropriate the surplus balances of cash on hand of the prior year, estimates of income from sources other than ad valorem taxation within the limitation fixed by law, and the proceeds of ad valorem tax levy within the number of mills authorized, either by apportionment by the Legislature, allocation by the excise board or by legal election, all of which appropriations are made in so far as the available surpluses, revenues, and levies will permit, except in that we have also provided that, after deducting items consisting of cash and the revenue from all sources other than the 2018 tax and the proceeds of the 2018 tax levy are in excess of the residue of such appropriations, by a sum included for delinquent tax, computed at 5.0% of such residue. And provided further, if said School District has been ascertained to be a well defined State Aid District, the local budget, as approved and appropriated for, has been applied wholly to its operating accounts.

We further certify that the amount required to be raised from tax, excluding Homesteads, for General Revenue Fund purposes as approved, requires a total ad valorem tax levy of 35.000 Mills. Said levy is within the statutory limit, and if in excess, is within the constitutional limit and has been authorized by a vote of the people of said district, as shown by certificate of the School Board to-wit:

To this District, with valuations shown below, the Excise Board allocated 5.000 Mills, plus 15.000 Mills authorized by the Constitution, plus an emergency levy of 5.000 Mills; plus local support levy of 10.000 Mills; for a total levy for the General Fund of 35.000 Mills.

We further certify that the amount required to be raised for building fund purposes as approved requires a tax levy of 5.000 Mills, and said levy has been certified as authorized by a vote of the people at an election held for that purpose. We further certify that Assessed Values used in computing Mill-vote levies have been applied as certified by the County Assessor.

We further certify that we have examined the within statements of account and estimated needs or requirements of the Governing Board of Checotah Public Schools, School District No. I-19 of said County and State, in relation to the Sinking Fund or Funds thereof, and after finding the same correct or having caused the same to be corrected pursuant to 68 O. S. 2001 Section 3009, have approved the requirements therefor to fulfill the conditions of Section 26 and 28 of Article 10, Oklahoma Constitution, and have made and certified a tax levy therefor to the extent of the excess of said total requirements over the total of items 2, 3, 6, and 12 of Exhibit Y and any other legal deduction, including a reserve of 5.0% for delinquent taxes.

CERTIFICATE OF EXCISE BOARD  
ESTIMATE OF NEEDS FOR 2018-2019

EXHIBIT "Y"					
County Excise Board's Appropriation of Income and Revenue	General Fund	Building Fund	Co-op Fund	Child Nutrition Fund	New Sinking Fund (Exc. Homesteads)
Appropriation Approved and Provision Made	\$ 12,673,827.05	\$ 1,146,206.91	\$ 0.00	\$ 0.00	\$ 1,471,089.17
Appropriation of Revenues:					
Excess of Assets Over Liabilities	\$ 1,740,051.81	\$ 846,212.03	\$ 0.00	\$ 0.00	\$ 72,386.95
Unclaimed Protest Tax Refunds	\$ 0.00	\$ 0.00	\$ 0.00	\$ 0.00	\$ 0.00
Miscellaneous Estimated Revenues	\$ 8,833,811.17	\$ (0.00)	\$ 0.00	\$ 0.00	None
Est. Value of Surplus Tax in Process	\$ 0.00	\$ 0.00	\$ 0.00	\$ 0.00	None
Sinking Fund Contributions	\$ 0.00	\$ 0.00	\$ 0.00	\$ 0.00	\$ 0.00
Surplus Building Fund Cash	\$ 0.00	\$ 0.00	\$ 0.00	\$ 0.00	\$ 0.00
Total Other Than 2018 Tax	\$ 10,573,862.98	\$ 846,212.03	\$ 0.00	\$ 0.00	\$ 72,386.95
Balance Required	\$ 2,099,964.07	\$ 299,994.88	\$ 0.00	\$ 0.00	\$ 1,398,702.22
Add Allowance for Delinquency	\$ 209,996.41	\$ 29,999.49	\$ 0.00	\$ 0.00	\$ 69,935.11
Total Required for 2018 Tax	\$ 2,309,960.48	\$ 329,994.37	\$ 0.00	\$ 0.00	\$ 1,468,637.33
Rate of Levy Required and Certified	-----	-----	-----	-----	22.70 Mills

We further certify that the net assessed valuation of the Property, subject to ad valorem taxes, after the amount of all Homestead Exemptions have been deducted in the said School District as finally equalized and certified by the Board of Equalization for the current year 2018-2019 is as follows:

VALUATION AND LEVIES EXCLUDING HOMESTEADS					
County		Real	Personal	Public Service	Total
This County	McIntosh	\$ 50,271,678	\$ 6,975,684	\$ 7,351,441	\$ 64,598,803
Joint County	Muskogee	\$ 3,410	\$ 1,045	\$ 0	\$ 4,455
Joint County	Okmulgee	\$ 80,461	\$ 1,265	\$ 18,687	\$ 100,413
Joint County		\$ 0	\$ 0	\$ 0	\$ 0
Joint County		\$ 0	\$ 0	\$ 0	\$ 0
Joint County		\$ 0	\$ 0	\$ 0	\$ 0
Joint County		\$ 0	\$ 0	\$ 0	\$ 0
Joint County		\$ 0	\$ 0	\$ 0	\$ 0
Joint County		\$ 0	\$ 0	\$ 0	\$ 0
Joint County		\$ 0	\$ 0	\$ 0	\$ 0
Joint County		\$ 0	\$ 0	\$ 0	\$ 0
Joint County		\$ 0	\$ 0	\$ 0	\$ 0
Joint County		\$ 0	\$ 0	\$ 0	\$ 0
Joint County		\$ 0	\$ 0	\$ 0	\$ 0
Joint County		\$ 0	\$ 0	\$ 0	\$ 0
Total Valuations, All Counties		\$ 50,355,549	\$ 6,977,994	\$ 7,370,128	\$ 64,703,671

The assessed valuations herein certified have been used in computing the rates of mill levies and the proceeds thereof appropriated as aforesaid; and that having ascertained as aforesaid, the aggregate amount to be raised by ad valorem taxation, be raised by ad valorem taxation, we thereupon made the above levies therefor as provided by law as follows:

CERTIFICATE OF EXCISE BOARD  
ESTIMATE OF NEEDS FOR 2018-2019

Levies Required and Certified:		Valuation And Levies Excluding Homesteads			Total Required For 2018 Tax	
County		General Fund	Building Fund	Total Valuation	General	Building
This County	McIntosh	35.70 Mills	5.10 Mills	\$ 64,598,803	\$ 2,306,177	\$ 329,454
Joint Co.	Muskogee	36.66 Mills	5.24 Mills	\$ 4,455	\$ 163	\$ 23
Joint Co.	Okmulgee	36.05 Mills	5.15 Mills	\$ 100,413	\$ 3,620	\$ 517
Joint Co.		0.00 Mills	0.00 Mills	\$ 0	\$ 0	\$ 0
Joint Co.		0.00 Mills	0.00 Mills	\$ 0	\$ 0	\$ 0
Joint Co.		0.00 Mills	0.00 Mills	\$ 0	\$ 0	\$ 0
Joint Co.		0.00 Mills	0.00 Mills	\$ 0	\$ 0	\$ 0
Joint Co.		0.00 Mills	0.00 Mills	\$ 0	\$ 0	\$ 0
Joint Co.		0.00 Mills	0.00 Mills	\$ 0	\$ 0	\$ 0
Joint Co.		0.00 Mills	0.00 Mills	\$ 0	\$ 0	\$ 0
Joint Co.		0.00 Mills	0.00 Mills	\$ 0	\$ 0	\$ 0
Joint Co.		0.00 Mills	0.00 Mills	\$ 0	\$ 0	\$ 0
Joint Co.		0.00 Mills	0.00 Mills	\$ 0	\$ 0	\$ 0
Joint Co.		0.00 Mills	0.00 Mills	\$ 0	\$ 0	\$ 0
Joint Co.		0.00 Mills	0.00 Mills	\$ 0	\$ 0	\$ 0
Joint Co.		0.00 Mills	0.00 Mills	\$ 0	\$ 0	\$ 0
Joint Co.		0.00 Mills	0.00 Mills	\$ 0	\$ 0	\$ 0
Totals				\$ 64,703,671	\$ 2,309,960	\$ 329,994

Sinking Fund: 22.70 Mills

We do hereby order the above levies to be certified forthwith by the Secretary of this Board to the County Assessor of said County, in order that the County Assessor may immediately extend said levies upon the Tax Rolls for the year 2018 without regard to any protest that may be filed against any levies, as required by 68 O. S. 2001, Section 2869.

Signed at Eufaula, Oklahoma, this 19<sup>th</sup> day of Sept. 2018

Toot Beer  
Excise Board Member

Ronald Howard  
Excise Board Member

Jack Dugan  
Excise Board Chairman

Ronda Prince  
Excise Board Secretary

Joint School District Levy Certification for Checotah Public Schools I-19

Career Tech District Number 4 :


General Fund	<u>8.30</u>	<u>8.10</u>	<u>8.16</u>
Building Fund	<u>2.07</u>	<u>2.03</u>	<u>2.04</u>

State of Oklahoma )  
                                  ) ss  
County of McIntosh )

I, Ronda Prince, McIntosh County Clerk, do hereby certify that the above levies are true and correct for the taxable year 2018.

Witness my hand and seal, on Sept. 19, 2018.

Ronda Prince  
McIntosh County Clerk



ALL FUND ACCOUNTS COVERING THE PERIOD JULY 1, 2017 TO JUNE 30, 2018  
STATISTICAL DATA FOR 2018-2019

EXHIBIT "Z"

Schedule 1: SUMMARY RECAPITULATION OF SCHOOL COSTS FOR THE FISCAL YEAR ENDING JUNE 30, 2018, AND  
APPORTIONMENT THEREOF

CLASSIFICATION	ACCUMULATION OF EXPENDITURES AND UNLIQUIDATED COMMITMENTS TO DETERMINE PER CAPITA COSTS					
	GENERAL REVENUE FUND	CHILD NUTRITION FUND	BUILDING FUND	SINKING FUND	SPECIAL REVENUE FUNDS	CAPITAL PROJECT FUNDS
Current Exp. - Educational	\$ 10,285,385.40	\$ 0.00	\$ 204,143.88	\$ 0.00	\$ 0.00	\$ 0.00
Current Exp. - Transportation	\$ 448,522.10	\$ 0.00	\$ 0.00	\$ 0.00	\$ 0.00	\$ 0.00
Current Res. - Educational	\$ 24,692.25	\$ 0.00	\$ 23,338.00	\$ 0.00	\$ 0.00	\$ 0.00
Current Res. - Transportation	\$ 5,678.00	\$ 0.00	\$ 0.00	\$ 0.00	\$ 0.00	\$ 0.00
Capital Exp. - Educational	\$ 9,023.35	\$ 0.00	\$ 0.00	\$ 1,390,570.00	\$ 0.00	\$ 0.00
Capital Exp. - Transportation	\$ 0.00	\$ 0.00	\$ 0.00	\$ 0.00	\$ 0.00	\$ 0.00
Capital Res. - Educational	\$ 0.00	\$ 0.00	\$ 0.00	\$ 0.00	\$ 0.00	\$ 0.00
Capital Res. - Transportation	\$ 0.00	\$ 0.00	\$ 0.00	\$ 0.00	\$ 0.00	\$ 0.00
Interest Paid and Reserved	\$ 0.00	\$ 0.00	\$ 0.00	\$ 0.00	\$ 0.00	\$ 0.00
<b>TOTALS</b>	<b>\$ 10,773,301.10</b>	<b>\$ 0.00</b>	<b>\$ 227,481.88</b>	<b>\$ 1,390,570.00</b>	<b>\$ 0.00</b>	<b>\$ 0.00</b>

Enumeration	1,434.34	Average Daily Attendance	1,331.04	Average Daily Haul	1,115.00
-------------	----------	-----------------------------	----------	-----------------------	----------

Expenditures and Reserves	ENTERPRISE FUNDS	ACTIVITY FUNDS	EXPENDABLE TRUST FUNDS	NON- EXPENDABLE TRUST FUNDS	INTERNAL SERVICE FUNDS
Current Expenditures - Educational	\$ 0.00	\$ 0.00	\$ 0.00	\$ 0.00	\$ 0.00
Current Expenditures - Transportation	\$ 0.00	\$ 0.00	\$ 0.00	\$ 0.00	\$ 0.00
Current Reserves - Educational	\$ 0.00	\$ 0.00	\$ 0.00	\$ 0.00	\$ 0.00
Current Reserves - Transportation	\$ 0.00	\$ 0.00	\$ 0.00	\$ 0.00	\$ 0.00
Capital Expenditures - Educational	\$ 0.00	\$ 0.00	\$ 0.00	\$ 0.00	\$ 0.00
Capital Expenditures - Transportation	\$ 0.00	\$ 0.00	\$ 0.00	\$ 0.00	\$ 0.00
Capital Reserves - Educational	\$ 0.00	\$ 0.00	\$ 0.00	\$ 0.00	\$ 0.00
Capital Reserves - Transportation	\$ 0.00	\$ 0.00	\$ 0.00	\$ 0.00	\$ 0.00
Interest Paid and Reserved	\$ 0.00	\$ 0.00	\$ 0.00	\$ 0.00	\$ 0.00
<b>TOTALS</b>	<b>\$ 0.00</b>	<b>\$ 0.00</b>	<b>\$ 0.00</b>	<b>\$ 0.00</b>	<b>\$ 0.00</b>

Per Capita Cost for:	Education	\$ 8,968.29	Transportation	\$ 407.35
----------------------	-----------	-------------	----------------	-----------

Expenditures and Reserves	TOTAL OF ALL APPLICABLE COSTS 2017-2018	OPERATION COSTS ONLY	TRANSPORTATION COSTS ONLY
Current Expenditures - Educational	\$ 10,489,529.28	\$ 10,489,529.28	\$ 0.00
Current Expenditures - Transportation	\$ 448,522.10	\$ 0.00	\$ 448,522.10
Current Reserves - Educational	\$ 48,030.25	\$ 48,030.25	\$ 0.00
Current Reserves - Transportation	\$ 5,678.00	\$ 0.00	\$ 5,678.00
Capital Expenditures - Educational	\$ 1,399,593.35	\$ 1,399,593.35	\$ 0.00
Capital Expenditures - Transportation	\$ 0.00	\$ 0.00	\$ 0.00
Capital Reserves - Educational	\$ 0.00	\$ 0.00	\$ 0.00
Capital Reserves - Transportation	\$ 0.00	\$ 0.00	\$ 0.00
Interest Paid and Reserved	\$ 0.00	\$ 0.00	\$ 0.00
<b>TOTALS</b>	<b>\$ 12,391,352.98</b>	<b>\$ 11,937,152.88</b>	<b>\$ 454,200.10</b>